

CARAVANS 2021 TECHNICAL DATA


EN




QUALITY. TRUST. AT HOME.



SASSINO



2/4
2100 mm
6.758 mm



4/6
2100 mm
7.177 mm


460 E

Sleeping berths	2/4
Total width mm	2.100
Total length mm	6.758


470 K

Sleeping berths	2/4
Total width mm	2.100
Total length mm	7.177


STYLE



2/4
2.326 mm
7.352 mm



2/4
2.226 mm
6.852 mm



2/4
2.326 mm
7.272 mm

450 D


Sleeping berths	2/4
Total width mm	2.326
Total length mm	7.352

450 E


Sleeping berths	2/4
Total width mm	2.226
Total length mm	6.852

460 D


Sleeping berths	2/4
Total width mm	2.326
Total length mm	7.272



4/6
2.326 mm
7.162 mm



4/6
2.326 mm
7.695 mm



4/6
2.526 mm
8.047 mm

490 K

Sleeping berths	4/6
Total width mm	2.326
Total length mm	7.162


530 E

Sleeping berths	4/6
Total width mm	2.326
Total length mm	7.695


582 K

Sleeping berths	4/6
Total width mm	2.526
Total length mm	8.047

STYLE LIFT



4/6
2.326 mm
6.834 mm



4/7
2.326 mm
7.579 mm


430 K

Sleeping berths	4/6
Total width mm	2.326
Total length mm	6.834


500 K

Sleeping berths	4/7
Total width mm	2.326
Total length mm	7.579


VIVO




2/4
2.326 mm
7.095 mm



2/4
2.326 mm
8.058 mm



4/6
2.326 mm
7.850 mm



4/6
2.526 mm
8.120 mm

470 D

Sleeping berths	2/4
Total width mm	2.326
Total length mm	7.095

520 E


Sleeping berths	2/4
Total width mm	2.326
Total length mm	8.058

520 K


Sleeping berths	4/6
Total width mm	2.326
Total length mm	7.850

522 K


Sleeping berths	4/6
Total width mm	2.526
Total length mm	8.120



4/6
2.326 mm
8.140 mm



4/6
2.526 mm
8.444 mm



2/3
2.326 mm
7.897 mm

530 K

Sleeping berths	4/6
Total width mm	2.326
Total length mm	8.140


532 K

Sleeping berths	4/6
Total width mm	2.526
Total length mm	8.444


580 D

Sleeping berths	2/3
Total width mm	2.326
Total length mm	7.897


MUSICA




2/4
2.326 mm
7.095 mm



2/4
2.326 mm
7.085 mm



2/4
2.326 mm
7.266 mm



2/4
2.326 mm
8.080 mm

470 D

Sleeping berths	2/4
Total width mm	2.326
Total length mm	7.095

470 E


Sleeping berths	2/4
Total width mm	2.326
Total length mm	7.085

490 E


Sleeping berths	2/4
Total width mm	2.326
Total length mm	7.266

520 E


Sleeping berths	2/4
Total width mm	2.326
Total length mm	8.080



4/6
2.326 mm
7.850 mm



2/4
2.526 mm
7.790 mm



2/4
2.326 mm
8.058 mm

520 K

Sleeping berths	4/6
Total width mm	2.326
Total length mm	7.850

542 E

Sleeping berths	2/4
Total width mm	2.526
Total length mm	7.790

560 E

Sleeping berths	2/4
Total width mm	2.326
Total length mm	8.058

2

Floor plan overview

4

Important information/footnotes

6

SASSINO

For newcomers

10

STYLE

Perfect for young families

18

STYLE LIFT

More room for the family

22

VIVO

For those who love comfort

32

MUSICA

For the highest standards



Important information

All accessory prices are for factory installation. Subsequent installations are subject to additional costs. Any change to the factory settings of your vehicle can lead to impairment of driving or road safety. Accessories recommended by us and original replacement parts have been specially developed for your vehicle and approved by us. Your LMC dealer carries these products; he/she is informed of permissible, technical particulars, and performs the necessary work in a competent manner. Accessories, fixtures, conversion or assembly parts that have not been approved by LMC can lead to damage to the vehicle or impaired road safety. Even if there is an expert opinion from a specialist regarding the part, a general operating licence for the part, or a type-approval certificate, this does not presume the proper constitution of the product. Please understand that no liability can be assumed for damages caused by products that have not been approved by LMC, or by unauthorised modifications.

The weight in roadworthy condition* corresponds to the series design without optional extras. Installation of optional extras increase the weight of the caravan in roadworthy condition*, and the cargo load is reduced accordingly**. Please take the weight of the optional extra into account with regard to the cargo load**.

Changes to prices, technical data, fixtures and furnishings, as well those regarding creative aspects, remain reserved. Information about scope of delivery, appearance and services, correspond to the information available at the time of printing. Deviations of +/- 5% are possible in measurement and weight data. The cargo load** derived from it can vary correspondingly. Our weight information complies with requirements of EC-Directive 661/2009 and Regulation (EU) 1230/2012.

* This weight includes the standard design dimensions according to manufacturer information: Liquid, such as fresh water, gas (aluminium bottles) at 100% and cable drums, without optional extras. This corresponds to a weight of approx. 33kg (Sassino), approx. 36kg (Style, Style Lift and Vivo) and approx. 40kg (Musica).

** The cargo load must not be exceeded by personal equipment and optional extras.

For safe operation of 12V devices in the caravan while driving, it must be ensured that the towing vehicle has sufficient voltage. With some vehicles it is possible that the vehicle's battery management switches the battery consumption unit off for protection. Obtain information about this from your vehicle manufacturer.

*** LMC provides a 12 year assembly-tightness guarantee on all caravans. An annual, fee-based inspection by an LMC contract partner is required.

Depicted decorations are also not part of the scope of delivery. All information corresponds to the current status at the time of printing. We reserve the right to technical modifications to the construction and outfitting, deviations to the colour, or mistakes, colour deviations, are partially print or lighting related. Some illustrations include optional extras subject to extra cost.

All prices are recommended retail prices in euros, incl. statutory value added tax ex works LMC.

The validity of all previously published price lists expires with the publication of this price list. Valid from 01/08/2020.

Footnotes

- 1) The skylight in the washroom is omitted with the optional extra of the pop-up roof. The washroom window is standard equipment. In addition, the roof hood and/or roof hood Midi Premium is omitted. Usage of the pop-up roof is not recommended in winter.
- 2) Always including adapted adhesion.
- 3) Only in combination with pop-up roof insulating mat for buttoning into the pop-up roof. Not available in combination with hot water heating.
- 4) Exterior storage door on 490 K, 520 K, 522 K, 530 K remains, however no function since the lower bed must not be set up.
- 5) Connecting the single beds into a double bed including additional mattress piece.
- 6) Only in combination with the fl at screen holder. Mounting is always in TV-spot 1.
- 7) Depends on layout – only affects vehicles with a kitchen near the entrance door.
- 8) Only possible for single beds and double beds, not for bunk beds.
- 9) Incl. 2x 230V socket, 1x 12V-socket, SAT-connection and antennae cable from closet to TV-spot.
- 10) Upon special request, roof rails no awning and pop-up roofs possible.
- 11) Only cooling and heating function possible.
- 12) Flatscreen holder ex works mounted (only TV-spot 1).
- 13) Installation in front of axle. This enables the spare wheel holder under the chassis.

- 14) For more information see the layout, the technical data, or ask your LMC contract partner.
- 14/1) Installation of a kitchen block (replace the two lower wide drawers with two narrow drawers).
- 15) Upon special request, awning no roof rails and no pop-up roofs possible.
- 16) Enable gas operation while driving. The gas bottle has an additional weight of 16kg.
- 17) Positioning beside already available sockets (1x kitchen and 2x seat group).
- 18) No shower connection to the waste water system.
- 19) Operating panel for display/operation of various equipment, such as status of 12V supply (power supply operation, 12V operating voltage, error notification tripping of fuse), fresh water tank display, battery status and autonomous on/off, de-icer with remote display, thermal for warm water supply, e-boiler on/off, floor temperature on/off, warm water heating, ventilation-combination-heating, air conditioning.

SASSINO

For newcomers



Standard Equipment

CHASSIS

- Stability support
- Premium-Chassis
- Diagonal swing axle
- Steel rims

CABIN

- Hinged window front 1.589x580 mm (460 E)
- Hinged window rear, 900x520 mm (470 K)
- Windows fitted with multifunctional blinds incl. privacy screen
- Automotive tail light
- Roof hood clear glass 400x400 mm
- Bottle storage cover with positioner
- FB front, roof and rear
- Hammered sheet sidewall

LIVING

- Ceiling light
- Wall cabinet doors circular
- Interior walls rear in furniture decor
- Winterised wall ventilation

KITCHEN

- Hinged window
- Three-burner gas stove with integrated sink
- Fridge 86l
- Sink with glass cover

SLEEPING

- Bed lighting
- Bunk bed - load 80 kg (470 K)
- Cold foam mattresses in single and double bed
- Winterised wall ventilation

WASHROOM

- Storage cupboard
- Roof hood 280x280 mm
- Electrical cassette toilet
- Towel hook
- Mirror
- Washbasin

HEATING/WATER SUPPLY

- Freshwater tank, 12l
- Heating warm air 3004 S
- Water hygiene Silver Pearls

GAS/ELECTRICITY

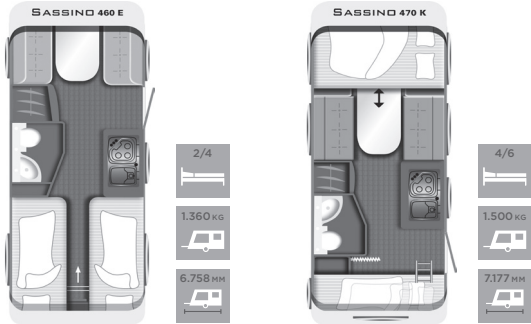
- Feed-in socket CEE 230 V
- Switch/sockets
- 12 V lighting with 400 W transformer
- LED awning lighting
- LED living room lighting

LLT - LONG LIFE TECHNOLOGIE***

- 12-year assembly-tightness warranty
- FG front, roof and rear
- FG underbody
- High-performance insulation core (underbody)
- Under floor with XPS-foam and PU-struts

Technical Data

SASSINO ■



460 E

470 K

Technical data vehicle		
Total length	6.758 mm	7.177 mm
Exterior length	5.543 mm	5.948 mm
Interior length	4.800 mm	5.210 mm
Total width	2.100 mm	2.100 mm
Interior width	1.980 mm	1.980 mm
Interior roof height max.	1.980 mm	1.980 mm
Total height	2.610 mm	2.610 mm
Empty weight (ca.)	880 kg	956 kg
Weight in drivable condition (with standard equipment)* (ca.)	913 kg	989 kg
Payload standard/maximum load**	287/447 kg	211/511 kg
Maximum permissible total weight (standard)	1.200 kg	1.200 kg
Maximum weight increase	1.360 kg	1.500 kg
Roof thickness (ca.)	30 mm	30 mm
Sidewall thickness (ca.)	30 mm	30 mm
Floor thickness (ca.)	40 mm	40 mm
Awning size (ca.)	9.595 mm	10.000 mm

Bed dimensions/sleeping berths		
Sleeping berths	2/4	4/6
Front	192 x 97/92 cm	189 x 152 cm
Middle	-	188 x 122 cm
Rear	200 x 83 + 195 x 83 cm	-
Bunk beds	-	190 x 63 cm

SHOWER PACKAGE (DUP)

- Shower fittings
- Shower curtain with rail
- Shower basin
- Wooden shower inlay

Package weight 5 kg

SASSINO PACKAGE 1 (SP1)

- Wastewater tank 25l with wheels
- Anti-sway coupling
- Fresh water tank with exterior filler pipe, 44l
- Spare wheel holder in bottle storage
- Wheel shock absorbers

Package weight 16 kg

SASSINO PACKAGE 2 (SP2)

- Midi-Heki skylight 700 x500mm
- Fly screen door
- Therme for hot water supply
- Air circulation system 230 V

Package weight 12 kg



Optional extra

				460 E	470 K
Chassis	Package	Order-no.	kg		
Aluminum rims, single axle	-	1063/1	1	□	□
Anti-skid system	-	748	4	□	□
Tow bar cover	-	434	4	□	□
Stability supports incl. Big Feets	-	6348	2	□	□
Increase in max. permitted mass	Package	Order-no.	kg		
Maximum permissible weight 1.300 kg/1.360 kg chassis	-	135	1	□	□
Maximum permissible weight 1.360 kg/1.360 kg chassis	-	393	1	□	□
Maximum permissible weight 1.400 kg/1.500 kg chassis	-	359/1	6	-	□
Maximum permissible weight 1.500 kg/1.500 kg chassis	-	136/1	6	-	□
Spare wheel with aluminum rims	-	839	6	□	□
Spare wheel with steel rims	-	831	12	□	□
Spare wheel holder in bottle storage	SP1	432	1	●	●
Cabin exterior	Package	Order-no.	kg		
Hinged window, front, 1.589x580 mm (depends on layout)	-	982/1	2	■	□
Hinged window, rear, 1.589x580 mm (depends on layout)	-	982/5	4	□	-
Midi Heki skylight 700x500 mm	SP2	751	4	●	●
Reinforced roof incl. preparation for air conditioning	-	6402	3	□	□
1.000x420mm front left	-	6415	4	-	□
1.000x420 mm front right	-	6416	4	-	□
1.000 x 420 mm rear left	-	6417	4	□	-
1.000x420 mm rear right	-	6418	4	□	-
Garage door	-	9609	5	-	■
Cabin interior	Package	Order-no.	kg		
Decorative pillows	-	10696	1	□	□
Fly screen door	SP2	457	3	●	●

				460 E	470 K
Kitchen	Package	Order-no.	kg		
Sliding window	-	6406	3	□	□
Sleeping	Package	Order-no.	kg		
Triple bunk beds (4)	-	200	21	-	□
Premium mattress	-	10318	10	□	□
Roll-out-bed (5)	-	685	6	□	-
Plain fitted under-sheet for double beds	-	6377	4	-	□
Plain fitted under-sheet for single beds	-	6377/1	3	□	-
Washroom	Package	Order-no.	kg		
Hinged window (frosted glass)	-	1028	2	□	□
Shower basin	DUP	477	3	●	●
Wooden shower inlay	DUP	6354	1	●	●
Heating/water supply	Package	Order-no.	kg		
Waste water tank, 25l rollable	SP1	367	3	●	●
Fresh water tank, 44l	SP1	9240	6	●	●
Therme for hot water supply	SP2	123	3	●	●
230 V auxiliary heating	-	6361	2	□	□
Gas/electricity	Package	Order-no.	kg		
Exterior socket 230 V/12 V/TV	-	611	1	□	□
Flat-screen TV holder (12)	-	6407	2	□	□
Gas detector	-	10058	0,5	□	□
TV-space-preparation (9)	-	9078	1	□	□
USB socket for power rail	-	9989	0,5	□	□
Additional lighting (light rail incl. spots)	-	9692	1	□	□

■ Standard equipment □ Optional extra ● Included in one of the packages - not available

STYLE

Perfect for young families



Standard Equipment

CHASSIS

- Anti-sway coupling
- Stability support standard
- Premium chassis
- Diagonal swing axle
- Steel rims
- Shock absorbers

CABIN

- Hinged window, front, 1.589x580 mm (530 E)
- Hinged window, rear, 900x520 mm (490 K)
- Hinged window, rear, 1.200x300 mm (582 K)
- Hinged window, rear, 1.589x580 mm (450 D, 450 E, 460 D)
- Hinged window with combination blinds
- Automotive tail light
- Roof hood, clear glass 400x400 mm
- Third brake light
- Bottle storage cover with positioner
- FB - front, roof and rear
- Sidewall hammer finish sheet
- Garage door (490 K, 582 K)

LIVING

- Ceiling light
- Single leg table for round seating group (582K)
- Wardrobe tensioning piece
- Wall cabinet doors, circular
- Interior walls rear in furniture décor
- Smoke alarm
- Winterised wall ventilation

KITCHEN

- Hinged window
- Roof hood, clear glass 400x400 mm
- Three-burner stove with integrated sink
- Fridge 86l (450 E)
- Fridge 141l (450 D, 460 D, 490 K, 530 E, 582 K)
- Drawer with cutlery insert
- Drawers with self retraction and soft-stop
- Central waste water drainage

SLEEPING

- Bedroom lighting
- Roof hood in children`s room 280x280mm
- Roof hood, clear glass 400x400 mm
- Bunk bed - load 80 kg
- Hydraulic lift for fixed beds
- Cold foam mattresses in single and double beds
- Cold foam mattresses in bunk beds

WASHROOM

- Storage cabinet
- Roof hood 280x280 mm
- Electrical cassette toilet
- Towel hook
- Mirror
- Washbasin

HEATING/WATER SUPPLY

- Freshwater tank, 44l
- Heating air circulation 3004 S (450 D, 450 E, 460 D, 490 K, 530 E)
- Heating air circulation 5004 S (582 K)
- Water hygiene Silver Pearls

GAS/ELECTRICITY

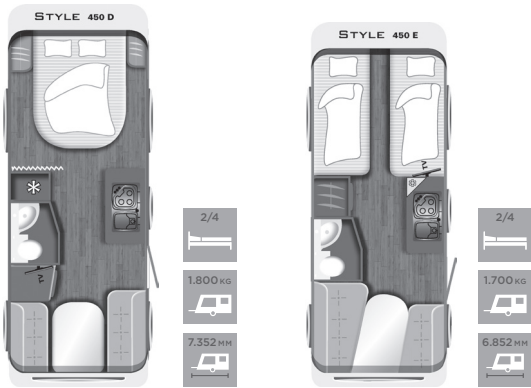
- Feed-in socket CEE 230 V
- Electrical supply 230 V with FI-switch
- Hunter system (13 pole)
- Switch/sockets
- 400 W transformer with 12 V lighting
- LED living room lighting

LLT - LONG LIFE TECHNOLOGIE***

- 12-year assembly-tightness warranty
- FG front, roof and rear
- FG underbody
- High-performance insulation core (underbody)
- Under floor with XPS-foam and PU-struts

Technical Data

STYLE ■

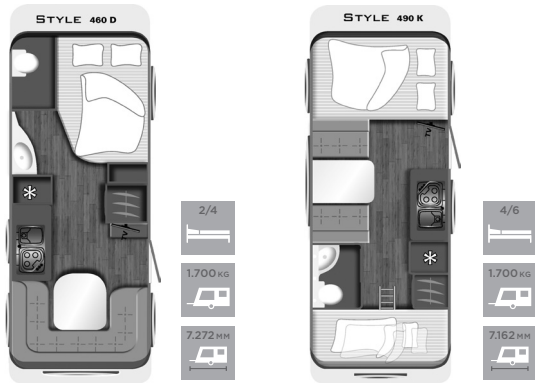


450 D

450 E

Technical data vehicle		
Total length	7.352mm	6.852mm
Exterior length	6.136 mm	5.536 mm
Interior length	5.463 mm	4.863 mm
Total width	2.326 mm	2.226 mm
Interior width	2.180 mm	2.080 mm
Interior roof height max.	1.980 mm	1.980 mm
Total height	2.605 mm	2.605 mm
Empty weight (ca.)	1.149 kg	1.008 kg
Weight in drivable condition (with standard equipment)* (ca.)	1.185 kg	1.044 kg
Payload standard/maximum load**	175/615 kg	256/656 kg
Maximum permissible total weight (standard)	1.360 kg	1.300 kg
Maximum weight increase	1.800 kg	1.700 kg
Roof thickness (ca.)	30 mm	30 mm
Sidewall thickness (ca.)	30 mm	30 mm
Floor thickness (ca.)	40 mm	40 mm
Awning size (ca.)	10.152 mm	9.552 mm

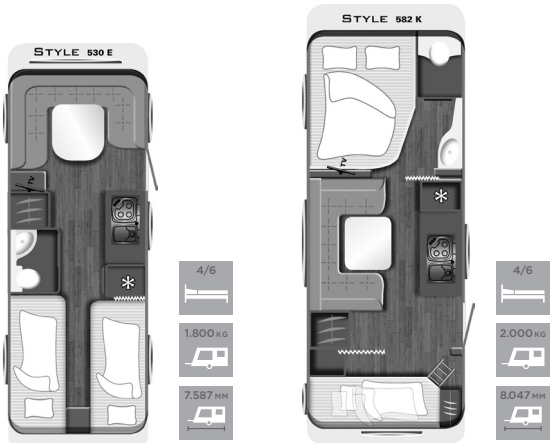
Bed dimensions/sleeping berths		
Sleeping berths	2/4	2/4
Front	200 x 150 cm	200 x 83 + 200 x 83 cm
Middle	-	-
Rear	212 x 102 / 132 cm	212 x 102 / 132 cm
Bunk beds	-	-



460 D490 K

Technical data vehicle		
Total length	7.272mm	7.162mm
Exterior length	5.901mm	5.886mm
Interior length	5.228 mm	5.213 mm
Total width	2.326 mm	2.326 mm
Interior width	2.180 mm	2.180 mm
Interior roof height max.	1.980 mm	1.980 mm
Total height	2.605 mm	2.605 mm
Empty weight (ca.)	1.143 kg	1.143 kg
Weight in drivable condition (with standard equipment)* (ca.)	1.179 kg	1.179 kg
Payload standard/maximum load**	181/521kg	181/521kg
Maximum permissible total weight (standard)	1.360 kg	1.360 kg
Maximum weight increase	1.700 kg	1.700 kg
Roof thickness (ca.)	30 mm	30 mm
Sidewall thickness (ca.)	30 mm	30 mm
Floor thickness (ca.)	40 mm	40 mm
Awning size (ca.)	9.917 mm	9.902 mm

Bed dimensions/sleeping berths		
Sleeping berths	2/4	4/6
Front	200 x 144 /110 cm	208 x135 cm
Middle	-	194 x 90 cm
Rear	212 x132 /148 cm	-
Bunk beds	-	212 x 81 + 208 x 74 cm



530 E582 K

Technical data vehicle		
Total length	7.695 mm	8.047 mm
Exterior length	6.358 mm	6.741 mm
Interior length	5.685 mm	6.068 mm
Total width	2.326 mm	2.526 mm
Interior width	2.180 mm	2.380 mm
Interior roof height max.	1.980 mm	1.980 mm
Total height	2.605 mm	2.605 mm
Empty weight (ca.)	1.175 kg	1.342 kg
Weight in drivable condition (with standard equipment)* (ca.)	1.211 kg	1.378 kg
Payload standard/maximum load**	289/589 kg	222/622 kg
Maximum permissible total weight (standard)	1.500 kg	1.600 kg
Maximum weight increase	1.800 kg	2.000 kg
Roof thickness (ca.)	30 mm	30 mm
Sidewall thickness (ca.)	30 mm	30 mm
Floor thickness (ca.)	40 mm	40 mm
Awning size (ca.)	10.402 mm	10.757 mm

Bed dimensions/sleeping berths		
Sleeping berths	2/4	4/6
Front	212 x127 /162 cm	205 x169 cm
Middle	-	205 x115 cm
Rear	206 x 88 /89 cm	-
Bunk beds	-	197x 78 + 200 x82 cm

SELF-SUFFICIENT PACKAGE
HOT-AIR HEATING (APU)

- 12 V ventilation system - automatic speed control
 - Battery 95AH AGM
 - Control panel
 - Battery charger
 - Voltage indicator for battery
- Package weight 35,5 kg

EXCLUSIVE PACKAGE (EXP)

- Entrance door with window, one piece incl. rubbish bin (depending on layout)
 - Fly screen door
 - LED mood lighting
 - Air circulation system 230 V
- Package weight 11 kg

BASIC PACKAGE (BAP)

- Tow bar cover
 - Spare wheel holder in bottle storage
 - LED awning lighting
 - TV-space-preparation (9)
- Package weight 8 kg

LUXURY PACKAGE STYLE (LP)

- Holding tank 25l with wheels
 - Midi Premium roof hood 960 x 655 mm
 - Display for freshwater tank
- Package weight 8,5 kg

SHOWER PACKAGE (DUP)

- Shower fittings
 - Shower curtain with rail
 - Shower basin
 - Wooden shower inlay
- Package weight 5 kg



Optional extra

Chassis	Package	Order-no.	kg
Aluminum rims, single axle	-	1063/1	1
Anti-skid system	-	748	4
Mover single axle (only in conjunction with autarchy package) (13)	-	946	28
Stability supports incl. Big Feets	-	6348	2

Increase in max. permitted mass	Package	Order-no.	kg
Maximum permissible weight 1.400 kg/1.500 kg chassis	-	359/1	1
Maximum permissible weight 1.500 kg/1.500 kg chassis	-	136/1	1
Maximum permissible weight 1.500 kg/ 1.600 kg chassis	-	136/2	1
Maximum permissible weight 1.600 kg/1.600 kg chassis	-	322/1	1
Maximum permissible weight 1.600 kg/1.700 kg chassis	-	322/2	6
Maximum permissible weight 1.700 kg/1.700 kg chassis	-	278/1	6
Maximum permissible weight 1.700 kg/1.800 kg chassis	-	278/2	6
Maximum permissible weight 1.800 kg/1.800 kg chassis	-	279	6
Maximum permissible weight 1.900 kg/2.000 kg chassis incl. aluminum rims	-	394	10
Maximum permissible weighttt 2.000 kg/2.000 kg chassis incl. aluminum rims	-	138	10
Spare wheel with aluminum rims	-	839	6
Spare wheel with aluminium rim for 2.000 kg chassis (+ holder under chassis)	-	1092	12
Spare wheel with steel rims	-	831	12

450 D	450 E	460 D	490 K	530 E	582 K
<input type="checkbox"/>	<input type="checkbox"/>	<input type="checkbox"/>	<input type="checkbox"/>	<input type="checkbox"/>	<input type="checkbox"/>
<input type="checkbox"/>	<input type="checkbox"/>	<input type="checkbox"/>	<input type="checkbox"/>	<input type="checkbox"/>	<input type="checkbox"/>
<input type="checkbox"/>	<input type="checkbox"/>	<input type="checkbox"/>	<input type="checkbox"/>	<input type="checkbox"/>	<input type="checkbox"/>
<input type="checkbox"/>	<input type="checkbox"/>	<input type="checkbox"/>	<input type="checkbox"/>	<input type="checkbox"/>	<input type="checkbox"/>
-	<input type="checkbox"/>	<input type="checkbox"/>	<input type="checkbox"/>	-	-
-	<input type="checkbox"/>	<input type="checkbox"/>	<input type="checkbox"/>	-	-
<input type="checkbox"/>	-	-	-	<input type="checkbox"/>	-
<input type="checkbox"/>	-	-	-	<input type="checkbox"/>	■
-	<input type="checkbox"/>	<input type="checkbox"/>	<input type="checkbox"/>	-	-
-	<input type="checkbox"/>	<input type="checkbox"/>	<input type="checkbox"/>	-	-
<input type="checkbox"/>	-	-	-	<input type="checkbox"/>	<input type="checkbox"/>
<input type="checkbox"/>	-	-	-	<input type="checkbox"/>	<input type="checkbox"/>
-	-	-	-	-	<input type="checkbox"/>
-	-	-	-	-	<input type="checkbox"/>
<input type="checkbox"/>	<input type="checkbox"/>	<input type="checkbox"/>	<input type="checkbox"/>	<input type="checkbox"/>	<input type="checkbox"/>
-	-	-	-	-	<input type="checkbox"/>
<input type="checkbox"/>	<input type="checkbox"/>	<input type="checkbox"/>	<input type="checkbox"/>	<input type="checkbox"/>	<input type="checkbox"/>

■ Standard equipment ☐ Optional extra ● Included in one of the packages - not available

Optional extra

STYLE 

Cabin exterior	Package	Order-no.	kg
Pop-up roof - interior insulation (3)	-	6401	2
Pop-up roof (1)	-	6400	120
Hinged window, front, 1.589x580 mm (depends on layout)	-	982/1	4
Hinged window, front, 900x520 mm (depends on layout)	-	982/4	3
Hinged window, rear, 1.450x520 mm (depends on layout)	-	1108/1	4
Reinforced roof incl. preparation for air conditioning	-	6402	3,5
Bicycle rack	-	184	14
Smooth sheet sidewall	-	443	17
Air conditioning	-	6512	36,5
750x300mm front left	-	6419	3
750x300mm front right	-	6420	3
1.000x420mm front left	-	6415	4
1.000x420mm front right	-	6416	4
1.000x420mm rear right	-	6418	4
Garage door	-	9609	5

Cabin interior	Package	Order-no.	kg
Decorative pillows	-	10696	1
Air conditioning incl. roof reinforcement (11)	-	7750	6
Linked carpet, living room single axle	-	513/1	7
















































Kitchen	Package	Order-no.	kg
Sliding window	-	6406	3














Sleeping	Package	Order-no.	kg
Triple bunk beds (4)	-	200	21
Premium mattress	-	10318	10
Roll-out-bed (5) (depends on layout)	-	685	6
Plain fitted under-sheet for double beds	-	6377	4
Plain fitted under-sheet for single beds	-	6377/1	3







Washroom	Package	Order-no.	kg
Hinged window (frosted glass)	-	1028	2

















Heating/water supply	Package	Order-no.	kg
Electrical floor heating 230 V	-	387	6
DuoControl with crash sensor	-	6448	7
230 V auxiliary heating	-	6361	2







Gas/electricity	Package	Order-no.	kg
Exterior socket 230 V/12 V/TV/Gas	-	611/2	1
Flat-screen TV holder (12)	-	6407	2
Gas detector	-	10058	0,5
Multiconsystem 7 pole instead of 13 pole	-	6451	1
USB socket for power rail	-	9989	0,5



















450 D	450 E	460 D	490 K	530 E	582 K
					
					
-		-			-
	-		-	-	
-	-	-	-		-
					
					
					
	-	-	-	-	-
	-	-	-	-	-
-		-	-	-	
-				-	-
-	-	-	-		-
-	-	-		-	































					
-	-	-		-	-
					

					
---	---	---	---	---	---

-	-	-		-	
					
-		-	-		-
	-			-	
-		-	-		-

					
---	---	---	---	---	---

 Standard equipment  Optional extra  Included in one of the packages - not available

STYLE LIFT

More room for the family



Standard Equipment

CHASSIS

- Anti-sway coupling
- Stability support standard
- Diagonal swing axle
- Steel rims
- Shock absorbers

CABIN

- Hinged window, rear 1.589x580 mm
- Hinged window with combination blinds
- Automotive tail light
- Roof hood, clear glass 400x400 mm
- Third brake light
- Entrance door incl. rubbish bin
- Bottle storage cover with positioner
- FB - front, roof and rear
- Sidewall hammer finish sheet

LIVING

- Ceiling light
- Wardrobe tensioning piece
- Smoke alarm
- Winterised wall ventilation

KITCHEN

- Hinged window
- Roof hood, clear glass 400x400 mm
- Three-burner stove with integrated sink
- Fridge 141l
- Drawer with cutlery insert
- Drawers with self retraction and soft-stop
- Central waste water drainage

SLEEPING

- Bedroom lighting
- Roof hood, clear glass 400x400 mm
- Bunk bed - load 80 kg
- Lifting bed over seating group (load 200 kg)
- Cold foam mattresses in single and double beds
- Cold foam mattresses in bunk beds

WASHROOM

- Storage cabinet
- Roof hood, frosted glass 280x280 mm
- Electrical cassette toilet
- Towel hook
- Mirror
- Washbasin

HEATING/WATER SUPPLY

- Freshwater tank, 44l
- Heating air circulation 3004 S
- Water hygiene Silver Pearls

GAS/ELECTRICITY

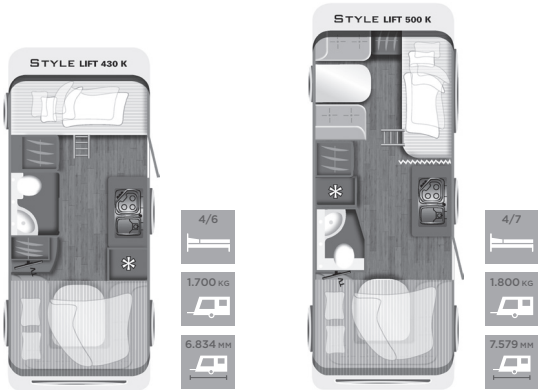
- Feed-in socket CEE 230V
- Electrical supply 230V with FI-switch
- Hunter system (13 pole)
- Switch/sockets
- 400W transformer with 12V lighting
- LED living room lighting

LLT - LONG LIFE TECHNOLOGIE***

- 12-year assembly-tightness warranty
- FG front, roof and rear
- FG underbody
- High-performance insulation core (underbody)
- Under floor with XPS-foam and PU-struts

Technical Data

STYLE LIFT ■



430 K

500 K

Technical data vehicle		
Total length	6.834 mm	7.579 mm
Exterior length	5.523 mm	6.248 mm
Interior length	4.870 mm	5.600 mm
Total width	2.326 mm	2.326 mm
Interior width	2.180 mm	2.180 mm
Interior roof height max.	2.080 mm	2.080 mm
Total height	2.740 mm	2.740 mm
Empty weight (ca.)	1.178 kg	1.273 kg
Weight in drivable condition (with standard equipment)* (ca.)	1.214 kg	1.309 kg
Payload standard/maximum load**	286/486 kg	291/691 kg
Maximum permissible total weight (standard)	1.500 kg	1.600 kg
Maximum weight increase	1.700 kg	2.000 kg
Roof thickness (ca.)	30 mm	30 mm
Sidewall thickness (ca.)	30 mm	30 mm
Floor thickness (ca.)	40 mm	40 mm
Awning size (ca.)	9.677 mm	10.402 mm

Bed dimensions/sleeping berth		
Sleeping berths	4/6	4/7
Lifting bed	212x170/160 + 200x144 cm	212x170/160 + 200x144 cm
Bunk beds	208x90+203x83 cm	205x76+200x74 cm

SELF-SUFFICIENT PACKAGE
HOT-AIR HEATING (APU)

- 12 V ventilation system - automatic speed control
 - Battery 95AH AGM
 - Control panel
 - Battery charger
 - Voltage indicator for battery
- Package weight 35,5kg

BASIC PACKAGE (BAP)

- Tow bar cover
 - Spare wheel holder in bottle storage
 - LED awning lighting
 - TV-space-preparation (9)
- Package weight 8kg

SHOWER PACKAGE (DUP)

- Shower fittings
 - Shower curtain with rail
 - Shower basin
 - Wooden shower inlay
- Package weight 5kg

EXCLUSIVE PACKAGE (EXP)

- Entrance door with window, one piece incl. rubbish bin (depending on layout)
 - Fly screen door
 - LED mood lighting
 - Air circulation system 230 V
- Package weight 11 kg

LUXURY PACKAGE
STYLE LIFT (LP)

- Holding tank 25l with wheels
 - Midi Premium roof hood 960x655mm
 - Display for freshwater tank
- Package weight 8,5kg

Optional extra

				430 K	500 K
Chassis	Package	Order-no.	kg		
Aluminum rims, single axle	-	1063/1	1	□	□
Anti-skid system	-	748	4	□	□
Mover single axle (only in conjunction with autarchy package) (13)	-	946	28	□	□
Stability supports incl. Big Feet	-	6348	2	□	□
Increase in max. permitted mass	Package	Order-no.	kg		
Maximum permissible weight 1.600 kg/1.600 kg chassis	-	322/1	1	-	■
Maximum permissible weight 1.700 kg/1.800 kg chassis	-	278/2	6	-	□
Maximum permissible weight 1.800 kg/1.800 kg chassis	-	279	6	-	□
Maximum permissible weight 1.900 kg/2.000 kg chassis incl. aluminum rims	-	394	10	-	□
Maximum permissible weight 2.000 kg/2.000 kg chassis incl. aluminum rims	-	138	10	-	□
Spare wheel holder in bottle storage	BAP	432	1	□	□
Cabin exterior	Package	Order-no.	kg		
Reinforced roof incl. preparation for air conditioning	-	6402	3,5	□	□
Bicycle rack	-	184	14	□	□
Smooth sheet sidewall	-	443	17	□	□
Air conditioning	-	6512	36,5	□	□
750 x 300 mm rear right	-	9422	3	□	□
1.000 x 420 mm front right	-	6415	4	-	■
1.150 x 560 mm front right (garage door)	-	9609	5	■	-
1.675 x 885 mm front right	-	9430	7	-	□

				430 K	500 K
Cabin interior	Package	Order-no.	kg		
Decorative pillows	-	10696	1	□	□
Linked carpet, living room single axle	-	513/1	7	□	□
Kitchen	Package	Order-no.	kg		
Sliding window	-	6406	3	□	□
Sleeping	Package	Order-no.	kg		
Premium mattress	-	10318	10	□	□
Plain fitted under-sheet for double beds	-	6377	4	□	□
Washroom	Package	Order-no.	kg		
Hinged window (frosted glass)	-	1028	2	□	□
Heating/water supply	Package	Order-no.	kg		
DuoControl with crash sensor	-	6448	7	□	□
Electrical floor heating 230 V	-	387	6	□	□
230 V auxiliary heating	-	6361	2	□	□
Gas/Elektro	Package	Order-no.	kg		
Exterior socket 230 V/12 V/TV/Gas	-	611/2	1	□	□
City connection with floating device (in bottle storage)	-	414	2	□	□
Flat-screen TV holder (12)	-	6407	2	□	□
Gas detector	-	10058	0,5	□	□
Multiconsystem 7 pole instead of 13 pole	-	6451	1	□	□
USB socket for power rail	-	9989	0,5	□	□

VIVO

For those who love comfort



Standard Equipment

CHASSIS

- Anti-sway coupling
- Automatic brake adjustment
- Tow bar cover
- Stability supports/heavy duty load
- Premium chassis
- Diagonal swing axle
- Steel rims
- Shock absorbers

CABIN

- Hinged window, rear, 700x400 mm (520 K, 522 K, 530 K, 532 K)
- Hinged window, rear, 1.450x520 mm (470 D, 520 E)
- Hinged window with combination blinds
- Automotive tail light
- Roof hood, clear glass 400x400 mm
- Third brake light
- Entrance door incl. rubbish bin
- Entrance door with window, one-piece incl. rubbish bin (522 K, 532 K)
- Extra wide entrance door - 70 cm (on all models 2.5m wide)
- Bottle storage with access from outside
- Bottle storage cover with hydraulic pressure absorbers
- FB - front, roof and rear
- Spare wheel holder in bottle storage
- Sidewall hammer finish sheet
- Garage door (520 K, 522 K, 530 K, 532 K)

LIVING

- Entrance area with integrated TV-space and storage (470 D, 520 E)
- Wardrobe tensioning piece
- Wall cabinet doors, circular

- Foldable upholstery
- Reading spotlights in seating area
- Panorama window (580 D)
- Smoke alarm
- Seating group extension
- Softclose hanging cabinet doors
- Winterised wall ventilation

KITCHEN

- Worktop extension (520 K, 522 K, 530 K, 532 K)
- Hinged window
- Roof hood, clear glass 400x400 mm
- Three-burner stove with integrated sink
- Large room drawers
- Fridge 141l (470 D, 520 E, 520 K, 522 K, 530 K, 532 K)
- Drawer with cutlery insert
- Drawers with self retraction and soft-stop
- Side splash guards (470 D)
- Sink with glass cover
- Central waste water drainage

SLEEPING

- Bedroom lighting
- Roof hood in children's room 280x280 mm
- Roof hood, clear glass 400x400 mm
- Bunk bed - load 80kg
- Hydraulic lift for fixed beds
- Cold foam mattresses in single and double beds
- Cold foam mattresses in bunk beds
- Roll-out-bed (5) (520 E, 530 K, 532 K)
- Winterised wall ventilation

WASHROOM

- Storage cabinet
- Hinged window (frosted glass) (470 D, 520 K, 522 K, 580 D)
- Bench toilet with electrical flushing
- Roof hood frosted glass 280x280 mm
- Towel hook
- Mirror
- Washbasin
- Washroom door with household fitting

HEATING/WATER SUPPLY

- Freshwater tank, 44l
- Heating air circulation 3004 S
- Heating air circulation 5004 S (on all models 2.5m wide)
- Air circulation system 230 V
- Water hygiene Silver Pearls

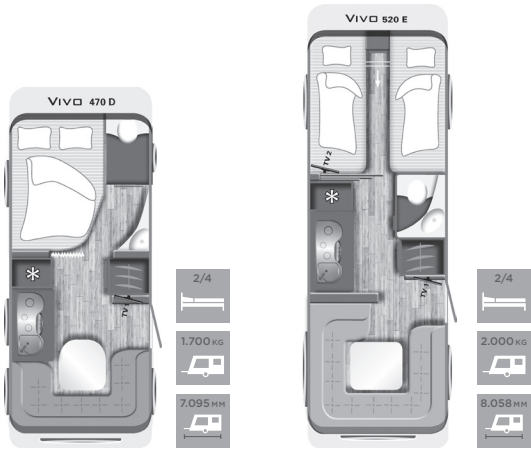
GAS/ELECTRICITY

- Feed-in socket CEE 230 V
- Electrical supply 230 V with FI-switch
- Hunter system (13 pole)
- Switch/sockets (8 pcs)
- 400 W transformer with 12 V lighting
- Air circulation and cable covers in bed storage bins
- USB sockets (2 pcs)
- LED awning lighting
- LED living room lighting

LLT - LONG LIFE TECHNOLOGIE***

- 12-year assembly-tightness warranty
- FG front, roof and rear
- FG underbody
- High-performance insulation core (underbody)
- Under floor with XPS-foam and PU-struts

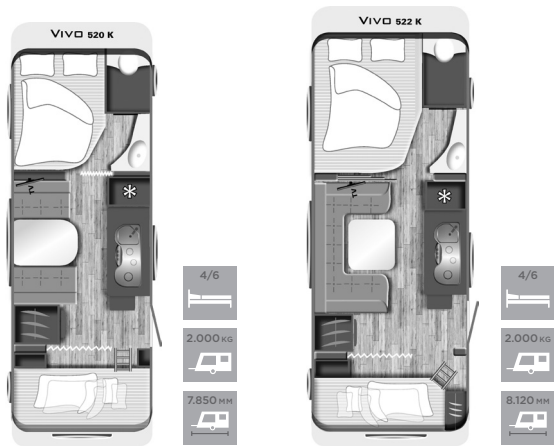
Technical Data



470 D 520 E

Technical data vehicle		
Total length	7.095 mm	8.058 mm
Exterior length	5.926 mm	6.839 mm
Interior length	5.356 mm	6.269 mm
Total width	2.326 mm	2.326 mm
Interior width	2.180 mm	2.180 mm
Interior roof height max.	1.951 mm	1.951 mm
Total height	2.575 mm	2.575 mm
Empty weight (ca.)	1.240 kg	1.361 kg
Weight in drivable condition (with standard equipment)* (ca.)	1.227 kg	1.397 kg
Payload standard/maximum load**	320/420 kg	203/603 kg
Maximum permissible total weight (standard)	1.600 kg	1.600 kg
Maximum weight increase	1.700 kg	2.000 kg
Roof thickness (ca.)	30 mm	30 mm
Sidewall thickness (ca.)	30 mm	30 mm
Floor thickness (ca.)	40 mm	40 mm
Awning size (ca.)	9.725 mm	10.638 mm

Bed dimensions/sleeping berths		
Sleeping berths	2/4	2/4
Front	200 x 144 / 110 cm	200 x 88 + 200 x 88 cm
Middle	-	-
Rear	201 x 108 x 126 cm	201 x 191 / 151 x 126 cm
Bunk beds	-	-

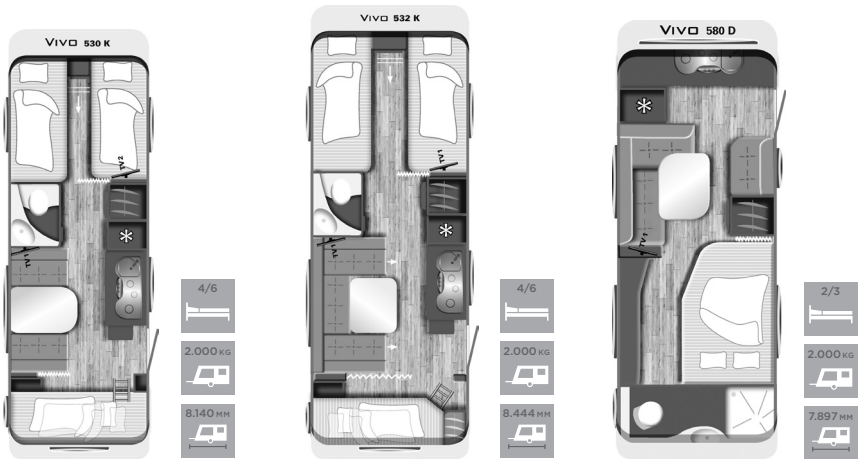


520 K

522 K

Technical data vehicle		
Total length	7.850 mm	8.120 mm
Exterior length	6.545 mm	6.795 mm
Interior length	5.975 mm	6.225 mm
Total width	2.326 mm	2.526 mm
Interior width	2.180 mm	2.380 mm
Interior roof height max.	1.951 mm	1.951 mm
Total height	2.575 mm	2.575 mm
Empty weight (ca.)	1.305 kg	1.401 kg
Weight in drivable condition (with standard equipment)* (ca.)	1.341 kg	1.437 kg
Payload standard/maximum load**	259/659 kg	363/563 kg
Maximum permissible total weight (standard)	1.600 kg	1.800 kg
Maximum weight increase	2.000 kg	2.000 kg
Roof thickness (ca.)	30 mm	30 mm
Sidewall thickness (ca.)	30 mm	30 mm
Floor thickness (ca.)	40 mm	40 mm
Awning size (ca.)	10.530 mm	10.780 mm

Bed dimensions/sleeping berths		
Sleeping berths	4/6	4/6
Front	200 x 144 / 115 cm	200 x 164 / 135 cm
Middle	180 x 125 cm	205 x 141 cm
Rear	-	-
Bunk beds	212 x 81 + 208 x 78 cm	200 x 82 + 197 x 78 cm



530 K

532 K

580 D

Technical data vehicle			
Total length	8.140 mm	8.444 mm	7.897 mm
Exterior length	6.825 mm	7.265 mm	6.507 mm
Interior length	6.255 mm	6.695 mm	5.882 mm
Total width	2.326 mm	2.526 mm	2.326 mm
Interior width	2.180 mm	2.380 mm	2.180 mm
Interior roof height max.	1.951 mm	1.951 mm	1.951 mm
Total height	2.575 mm	2.575 mm	2.575 mm
Empty weight (ca.)	1.336 kg	1.508 kg	1.326 kg
Weight in drivable condition (with standard equipment)* (ca.)	1.372 kg	1.544 kg	1.362 kg
Payload standard/maximum load**	228/628 kg	256/456 kg	238/638 kg
Maximum permissible total weight (standard)	1.600 kg	1.800 kg	1.600 kg
Maximum weight increase	2.000 kg	2.000 kg	2.000 kg
Roof thickness (ca.)	30 mm	30 mm	30 mm
Sidewall thickness (ca.)	30 mm	30 mm	30 mm
Floor thickness (ca.)	40 mm	40 mm	40 mm
Awning size (ca.)	10.810 mm	11.064 mm	10.492 mm

Bed dimensions/sleeping berths			
Sleeping berths	4/6	4/6	2/3
Front	200 x 88 + 190 x 88 cm	210 x 88 + 205 x 88 cm	-
Middle	180 x 125 cm	180 x 125 cm	170 x 67 cm
Rear	-	-	200 x 135 / 110 cm
Bunk beds	212 x 81 + 208 x 78 cm	197 x 78 + 200 x 82 cm	-

SELF-SUFFICIENT PACKAGE
HOT-AIR HEATING (APU)

- 12 V ventilation system - automatic speed control
 - Battery 95AH AGM
 - Control panel
 - Battery charger
 - Voltage indicator for battery
- Package weight 35,5 kg

SELF-SUFFICIENT PACKAGE
HOT WATER HEATING (APW)

- Battery 95AH AGM
 - Control panel
 - Battery charger
 - Voltage indicator for battery
- Package weight 32,5 kg

SHOWER PACKAGE (DUP)

- Shower fittings
 - Shower curtain with rail
 - Shower basin
 - Wooden shower inlay
- Package weight 5 kg

SELF-SUFFICIENT PACKAGE
HOT-AIR HEATING (WPU)

- Double floor (in bed and sitting hutches)
 - DuoControl with crash sensor
 - Eis-Ex with remote display (only in conjunction with DuoControl)
 - Electrical floor heating 230 V
 - Interior waste water tank approx. 44l and drain valve (18)
 - Winter cover for fridge ventilation outlet
- Package weight 35 kg

WINTER PACKAGE
HOT WATER HEATING (WPW)

- Double floor (in bed and sitting hutches)
 - DuoControl with crash sensor
 - Eis EX with remote display (only in combination with DuoControl)
 - Warm water heating incl. floor tempering warm water
 - Interior waste water tank approx. 44l and drain valve (18)
 - Winter cover for fridge ventilation outlet
- Package weight 90 kg

12 V SUPPLY PACKAGE (VP)

- 12 V ventilation system - automatic speed control
 - Battery box (without battery)
 - Control panel
 - Battery charger
- Package weight 10,5 kg

EXCLUSIVE PACKAGE
VIVO (EXP)

- Entrance door with window, on unit incl. rubbish bin (depending on layout)
 - Fly-screen door
 - Therme for hot water supply
- Package weight 7 kg

LUXURY PACKAGE
VIVO (LP)

- Holding tank 25l with wheels
 - Display for freshwater tank
 - Heki skylight 2 960x655 mm
- Package weight 15 kg



Optional extra

Chassis	Package	Order-no.	kg
Aluminum rims, single axle	-	1063/1	1
Anti-skid system	-	748	4
Big Feet for supports	-	6348/1	1
Manual entry step	-	372	5,5
Mover single axle (only in conjunction with autarchy package) (13)	-	946	28

Increase in max. permitted mass	Package	Order-no.	kg
Maximum permissible weight 1.700 kg/1.700 kg chassis	-	278/1	6
Maximum permissible weight 1.700 kg/1.800 kg chassis	-	278/2	6
Maximum permissible weight 1.800 kg/1.800 kg chassis	-	279	6
Maximum permissible weight 1.900 kg/2.000 kg Chassis incl. aluminum rims	-	394	10
Maximum permissible weight 2.000 kg/2.000 kg Chassis incl. aluminum rims	-	138	10
Spare wheel with aluminum rims	-	839	6
Spare wheel with aluminium rim for 2.000 kg chassis (+ holder under chassis)	-	1092	12
Spare wheel with steel rims	-	831	12
Spare wheel holder under the chassis	-	130	1

Cabin exterior	Package	Order-no.	kg
Columns superimposed on rearpart	-	6449/1	7
Pop-up roof - interior insulation (3)	-	6401	2
Pop-up roof (1)	-	6400	120
Hinged window, front, 1.515x593 mm (depends on layout)	-	982/2	5
Hinged window, front, 900x520 mm (depends on layout)	-	982/4	3
Hinged window, rear, 1.450x520 mm (depends on layout)	-	1108/1	4
Drawer for extra sevice hatch 750 x 300 mm	-	693	4
Reinforced roof incl. preparation for air conditioning	-	6402	3,5
Bicycle rack	-	184	14
Dynamic flashing light	-	9974	1
Smooth sheet sidewall	-	443	17
Air conditioning	-	6512	36,5
Awning 4.500 mm	-	8018	50
Awning 5.000 mm	-	8019	55
Awning 5.500 mm	-	8020	65
Frame window (incl. blinds)	-	7561	5
350x650 mm front left	-	-	2
750x300 mm rear right	-	6422	3
1.000x420 mm front left	-	6415	4
1.000x420 mm front right	-	6416	4
1.000x420 mm rear right	-	6418	4
Garage door 560x1.150 mm	-	9609	5

[illegible]

□	-	-	-	-	-	-
-	□	□	-	□	-	□
-	□	□	■	□	■	□
-	□	□	□	□	□	□
-	□	□	□	□	□	□
□	□	□	□	□	□	□
-	□	□	□	□	□	□
□	□	□	□	□	□	□
□	□	□	□	□	□	□

□	□	□	□	□	□	□
□	□	□	□	□	□	□
□	□	□	□	□	□	□
-	□	-	-	□	□	■
□	-	□	□	-	-	-
■	■	-	-	-	-	-
□	□	-	-	-	■	-
□	□	□	□	□	□	□
□	□	□	□	□	□	□
□	□	□	□	□	□	□
□	□	□	□	□	□	□
□	□	□	□	□	□	□
□	-	□	□	□	-	-
-	□	-	□	□	□	-
-	-	-	-	-	-	□
□	□	□	□	□	□	□
-	-	-	-	-	-	■
□	□	-	-	-	-	-
■	□	■	■	-	□	-
-	■	-	-	■	■	-
-	-	-	-	-	-	■
-	-	■	■	■	■	-

■ Standard equipment □ Optional extra ● Included in one of the packages - not available

Optional extra

Cabin interior	Package	Order-no.	kg
Decorative pillows	-	10696	1
Table with pillar for round seating group	-	6541	5
Linked carpet, living room single axle	-	513/1	7
Additional head rests (2 piece) in seating group	-	1089	4
Additional stool for seating group	-	6376	5
Kitchen	Package	Order-no.	kg
Pantry pull-out	-	7122	5
Oven (for Gas) (14/1)	-	572	8
Extractor hood	-	785	2
Sliding window	-	6406	3
Sleeping	Package	Order-no.	kg
Triple bunk beds (4)	-	200	21
Premium mattress	-	10318	10
Plain fitted under-sheet for double beds	-	6530/2	1
Plain fitted under-sheet for single beds	-	6530/1	1
Washroom	Package	Order-no.	kg
Hinged window (frosted glass)	-	1028	2
Heating/Water supply	Package	Order-no.	kg
Boiler, 10l	-	6360	7
Fresh water tank, 76l, instead of 44l with exterior filler pipe	-	6356	36
230 V auxiliary heating	-	6361	2
Gas/electricity	Package	Order-no.	kg
Exterior socket 230 V/12V/TV/Gas	-	611/2	1
City connection with float (in bottle storage)	-	414	2
Flat screen LED 20" with triple tuner (6)	-	791	3
Flat-screen TV holder (12)	-	6407	2
Gas detector	-	10058	0,5
Indirect lighting wall units	-	633	1
Multiconsystem 7 pole instead of 13 pole	-	6451	1
Additional sockets 230 V (3 units) (17)	-	6380	0,5
USB socket for power rail	-	9989	0,5
Preparation for TV-spot 1	-	6381	1
Preparation for TV-spot 2	-	6453	1

470 D	520 E	520 K	522 K	530 K	532 K	580 D
<input type="checkbox"/>	<input type="checkbox"/>	<input type="checkbox"/>	<input type="checkbox"/>	<input type="checkbox"/>	<input type="checkbox"/>	<input type="checkbox"/>
<input type="checkbox"/>	<input type="checkbox"/>	-	■	-	■	■
<input type="checkbox"/>	<input type="checkbox"/>	<input type="checkbox"/>	<input type="checkbox"/>	<input type="checkbox"/>	<input type="checkbox"/>	<input type="checkbox"/>
<input type="checkbox"/>	<input type="checkbox"/>	-	<input type="checkbox"/>	-	<input type="checkbox"/>	<input type="checkbox"/>
<input type="checkbox"/>	<input type="checkbox"/>	<input type="checkbox"/>	<input type="checkbox"/>	<input type="checkbox"/>	<input type="checkbox"/>	<input type="checkbox"/>
-	<input type="checkbox"/>	<input type="checkbox"/>	<input type="checkbox"/>	-	-	<input type="checkbox"/>
<input type="checkbox"/>	<input type="checkbox"/>	<input type="checkbox"/>	<input type="checkbox"/>	<input type="checkbox"/>	<input type="checkbox"/>	<input type="checkbox"/>
<input type="checkbox"/>	<input type="checkbox"/>	<input type="checkbox"/>	<input type="checkbox"/>	<input type="checkbox"/>	<input type="checkbox"/>	<input type="checkbox"/>
<input type="checkbox"/>	<input type="checkbox"/>	<input type="checkbox"/>	<input type="checkbox"/>	<input type="checkbox"/>	<input type="checkbox"/>	-
-	-	<input type="checkbox"/>	<input type="checkbox"/>	<input type="checkbox"/>	<input type="checkbox"/>	-
<input type="checkbox"/>	<input type="checkbox"/>	<input type="checkbox"/>	<input type="checkbox"/>	<input type="checkbox"/>	<input type="checkbox"/>	<input type="checkbox"/>
<input type="checkbox"/>	-	<input type="checkbox"/>	<input type="checkbox"/>	-	-	<input type="checkbox"/>
-	<input type="checkbox"/>	-	-	<input type="checkbox"/>	<input type="checkbox"/>	-
■	<input type="checkbox"/>	■	■	<input type="checkbox"/>	<input type="checkbox"/>	■
<input type="checkbox"/>	<input type="checkbox"/>	<input type="checkbox"/>	<input type="checkbox"/>	<input type="checkbox"/>	<input type="checkbox"/>	<input type="checkbox"/>
<input type="checkbox"/>	-	<input type="checkbox"/>	<input type="checkbox"/>	<input type="checkbox"/>	<input type="checkbox"/>	<input type="checkbox"/>
<input type="checkbox"/>	<input type="checkbox"/>	<input type="checkbox"/>	<input type="checkbox"/>	<input type="checkbox"/>	<input type="checkbox"/>	<input type="checkbox"/>
<input type="checkbox"/>	<input type="checkbox"/>	<input type="checkbox"/>	<input type="checkbox"/>	<input type="checkbox"/>	<input type="checkbox"/>	<input type="checkbox"/>
<input type="checkbox"/>	<input type="checkbox"/>	<input type="checkbox"/>	<input type="checkbox"/>	<input type="checkbox"/>	<input type="checkbox"/>	<input type="checkbox"/>
<input type="checkbox"/>	<input type="checkbox"/>	<input type="checkbox"/>	<input type="checkbox"/>	<input type="checkbox"/>	<input type="checkbox"/>	<input type="checkbox"/>
<input type="checkbox"/>	<input type="checkbox"/>	<input type="checkbox"/>	<input type="checkbox"/>	<input type="checkbox"/>	<input type="checkbox"/>	<input type="checkbox"/>
<input type="checkbox"/>	<input type="checkbox"/>	<input type="checkbox"/>	<input type="checkbox"/>	<input type="checkbox"/>	<input type="checkbox"/>	<input type="checkbox"/>
<input type="checkbox"/>	<input type="checkbox"/>	<input type="checkbox"/>	<input type="checkbox"/>	<input type="checkbox"/>	<input type="checkbox"/>	<input type="checkbox"/>
<input type="checkbox"/>	<input type="checkbox"/>	<input type="checkbox"/>	<input type="checkbox"/>	<input type="checkbox"/>	<input type="checkbox"/>	<input type="checkbox"/>
<input type="checkbox"/>	<input type="checkbox"/>	<input type="checkbox"/>	<input type="checkbox"/>	<input type="checkbox"/>	<input type="checkbox"/>	<input type="checkbox"/>
<input type="checkbox"/>	<input type="checkbox"/>	<input type="checkbox"/>	<input type="checkbox"/>	<input type="checkbox"/>	<input type="checkbox"/>	<input type="checkbox"/>

■ Standard equipment ☐ Optional extra ● Included in one of the packages - not available

MUSICA

For the highest standards



Standard Equipment

CHASSIS

- Anti-sway coupling
- Automatic brake adjustment
- Tow bar cover
- Stability supports/heavy duty load
- Premium chassis
- Diagonal swing axle
- Shock absorbers

CABIN

- Hinged window, front, 1.515x593 mm (490 E, 542 E)
- Hinged window, rear, 700x400 mm (520 K)
- Hinged window, rear, 1.450x520 mm (470 D, 470 E, 520 E, 560 E)
- Hinged window with combination blinds
- Automotive tail light
- Automotive, three-part front section made of ABS-plastic
- Roof hood, clear glass 400x400 mm
- Third brake light
- Bottle storage cover with hydraulic pressure absorbers
- FB - front, roof and rear
- Spare wheel holder in bottle storage
- Sidewall hammer finish sheet

LIVING

- Entrance area with integrated TV-space and storage (470 D, 542 E, 560 E)
- Single leg table for round seating group (470 D, 490 E, 520 E, 542 E, 560 E)
- Wardrobe tensioning piece
- Wall cabinet doors, circular
- Indirect lighting
- Foldable upholstery
- Reading spotlights in seating area
- Smoke alarm

- Seating group extension
- Softclose hanging cabinet doors
- Winterised wall ventilation

KITCHEN

- Worktop extension (470 E, 490 E, 520 K)
- Hinged window
- Roof hood, clear glass 400x400 mm
- Three-burner stove with integrated sink
- Large room drawers
- Fridge 99l (470 E, 490 E)
- Fridge 141l (470 D, 520 K, 520 E, 542 E, 560 E)
- Drawer with cutlery insert
- Drawers with self retraction and soft-stop
- Side splash guards
- Sink with glass cover
- Central waste water drainage

SLEEPING

- Bedroom lighting
- Roof hood, clear glass 400x400 mm
- Hydraulic lift for fixed beds
- Cold foam mattresses in single and double beds
- Roll-out-bed (5) (470 E, 490 E, 520 E, 560 E)
- Winterised wall ventilation

WASHROOM

- Storage cabinet
- Bench toilet with electrical flushing
- Roof hood 280x280 mm
- Towel hook
- Mirror
- Washbasin
- Washroom door with household fitting

HEATING/WATER SUPPLY

- Freshwater tank, 44l (with exterior filler supports)
- Heating air circulation 3004 S
- Heating air circulation 5004 S (542 E)
- Air circulation system 230 V
- Water hygiene Silver Pearls

GAS/ELECTRICITY

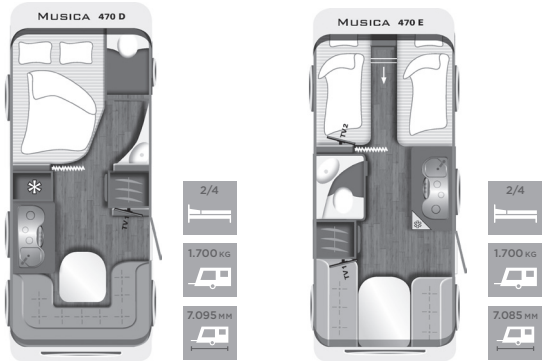
- Feed-in socket CEE 230 V
- Electrical supply 2x 230 V with FI-switch
- Hunter system (13 pole)
- Switch/sockets (8 pcs)
- 400 W transformer with 12 V lighting
- Air circulation and cable covers in bed storage bins
- USB sockets (2 pcs)
- LED awning lighting
- LED living room lighting

LLT - LONG LIFE TECHNOLOGIE***

- 12-year assembly-tightness warranty
- FG front, roof and rear
- FG underbody
- High-performance insulation core (underbody)
- Under floor with XPS-foam and PU-struts

Technical Data

MUSICA ■

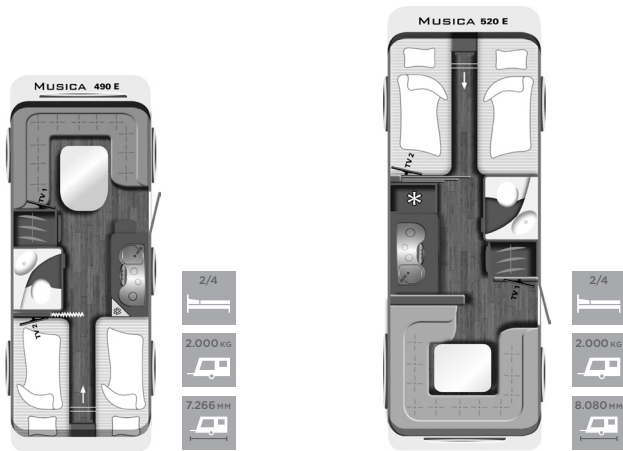


470 D

470 E

Technical data vehicle		
Total length	7.095 mm	7.085 mm
Exterior length	5.926 mm	5.911 mm
Interior length	5.356 mm	5.341 mm
Total width	2.326 mm	2.326 mm
Interior width	2.180 mm	2.180 mm
Interior roof height max.	1.951 mm	1.951 mm
Total height	2.575 mm	2.575 mm
Empty weight (ca.)	1.225 kg	1.208 kg
Weight in drivable condition (with standard equipment)* (ca.)	1.265 kg	1.248 kg
Payload standard/maximum load**	235/435 kg	252/452 kg
Maximum permissible total weight (standard)	1.500 kg	1.500 kg
Maximum weight increase	1.700 kg	1.700 kg
Roof thickness (ca.)	30 mm	30 mm
Sidewall thickness (ca.)	30 mm	30 mm
Floor thickness (ca.)	40 mm	40 mm
Awning size (ca.)	9.725 mm	9.710 mm

Bed dimensions/sleeping berths		
Sleeping berths	2/4	2/4
Front	200 x 144 / 110 cm	195 x 88 + 195 x 88 cm
Middle	-	-
Rear	201 x 108 x 126 cm	201 x 111 / 124 cm
Bunk beds	-	-

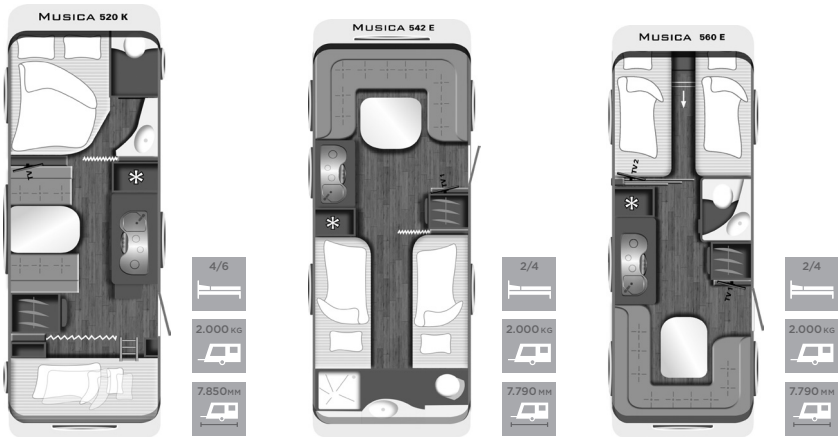


490 E

520 E

Technical data vehicle		
Total length	7.266 mm	8.080 mm
Exterior length	6.111 mm	6.755 mm
Interior length	5.541 mm	6.185 mm
Total width	2.326 mm	2.326 mm
Interior width	2.180 mm	2.180 mm
Interior roof height max.	1.951 mm	1.951 mm
Total height	2.575 mm	2.575 mm
Empty weight (ca.)	1.270 kg	1.404 kg
Weight in drivable condition (with standard equipment)* (ca.)	1.310 kg	1.444 kg
Payload standard/maximum load**	290/690 kg	156/556 kg
Maximum permissible total weight (standard)	1.600 kg	1.600 kg
Maximum weight increase	2.000 kg	2.000 kg
Roof thickness (ca.)	30 mm	30 mm
Sidewall thickness (ca.)	30 mm	30 mm
Floor thickness (ca.)	40 mm	40 mm
Awning size (ca.)	10.010 mm	10.840 mm

Bed dimensions/sleeping berths		
Sleeping berths	2/4	2/4
Front	201x130/156 cm	200 x 88 + 200 x 88 cm
Middle	-	-
Rear	200 x 88 + 185 (+10****) x 88 cm	201x191/151x126 cm
Bunk beds	-	-



520 K

542 E

560 E

Technical data vehicle			
Total length	7.850 mm	7.790 mm	7.790 mm
Exterior length	6.545 mm	6.611 mm	6.839 mm
Interior length	5.975 mm	6.041 mm	6.269 mm
Total width	2.326 mm	2.526 mm	2.326 mm
Interior width	2.180 mm	2.380 mm	2.180 mm
Interior roof height max.	1.951 mm	1.951 mm	1.951 mm
Total height	2.575 mm	2.575 mm	2.575 mm
Empty weight (ca.)	1.341 kg	1.422 kg	1.382 kg
Weight in drivable condition (with standard equipment)* (ca.)	1.381 kg	1.462 kg	1.422 kg
Payload standard/maximum load**	219/619 kg	138/538 kg	178/578 kg
Maximum permissible total weight (standard)	1.600 kg	1.600 kg	1.600 kg
Maximum weight increase	2.000 kg	2.000 kg	2.000 kg
Roof thickness (ca.)	30 mm	30 mm	30 mm
Sidewall thickness (ca.)	30 mm	30 mm	30 mm
Floor thickness (ca.)	40 mm	40 mm	40 mm
Awning size (ca.)	10.630 mm	10.510 mm	10.738 mm

Bed dimensions/sleeping berths			
Sleeping berths	4/6	2/4	2/4
Front	200x144/115 cm	221x128 cm	200 x 88 + 185 x 88 cm
Middle	180 x 125 cm	202 x 82 + 195 x 82 cm	-
Rear	-	-	201x130/173 cm
Bunk beds	212 x 81 + 208 x 78 cm	-	-

**** only when using the standard additional cushion

SELF-SUFFICIENT PACKAGE
HOT-AIR HEATING (APU)

- 12 V ventilation system - automatic speed control
 - Battery 95AH AGM
 - Control panel
 - Battery charger
 - Voltage indicator for battery
- Package weight 35,5 kg

SELF-SUFFICIENT PACKAGE
HOT WATER HEATING (APW)

- Battery 95AH AGM
 - Control panel
 - Battery charger
 - Voltage indicator for battery
- Package weight 32,5 kg

SHOWER PACKAGE (DUP)

- Shower fittings
 - Shower curtain with rail
 - Shower basin
 - Wooden shower inlay
- Package weight 5 kg

HOT-AIR HEATING WINTER
PACKAGE (WPU)

- Double floor (in bed and sitting hutches)
 - DuoControl with crash sensor
 - Eis-Ex with remote display (only in conjunction with DuoControl)
 - Electrical floor heating 230 V
 - Interior waste water tank approx. 44l and drain valve (18)
 - Winter cover for fridge ventilation outlet
- Package weight 35 kg

WINTER PACKAGE HOT WATER
HEATING (WPW)

- Double floor (in bed and sitting hutches)
 - DuoControl with crash sensor
 - Eis EX with remote display (only in combination with DuoControl)
 - Warm water heating incl. floor tempering warm water
 - Interior waste water tank approx. 44l and drain valve (18)
 - Winter cover for fridge ventilation outlet
- Package weight 90 kg

12 V SUPPLY PACKAGE (VP)

- 12 V ventilation system - automatic speed control
 - Battery box (without battery)
 - Control panel
 - Battery charger
- Package weight 10,5 kg

EXCLUSIVE PACKAGE
MUSICA (EXP)

- Entrance door with window, on unit incl. rubbish bin (depending on layout)
 - Fly-screen door
 - Therme for hot water supply
- Package weight 7 kg

LUXURY PACKAGE
MUSICA (LP)

- Holding tank 25l with wheels
 - Display for freshwater tank
 - Heki skylight 2 960 x 655 mm
- Package weight 15 kg



Optional extra

Chassis	Package	Order-no.	kg
Aluminium rims single-axle	-	1063/1	1
Anti-skid system	-	748	4
Big Feets for supports	-	6348/1	1
Manual entry step	-	372	5,5
Mover single axle (only in conjunction with autarchy package) (13)	-	946	28

Increase in max. permitted mass	Package	Order-no.	kg
Maximum permissible weight 1.500 kg/1.500 kg chassis	-	136/1	1
Maximum permissible weight 1.600 kg/1.700 kg chassis	-	322/2	6
Maximum permissible weight 1.700 kg/1.700 kg chassis	-	278/1	6
Maximum permissible weight 1.800 kg/1.800 kg chassis	-	279	6
Maximum permissible weighttt 1.900 kg/2.000 kgchassis (aluminium rims series)	-	394	10
Maximum permissible weight 2.000 kg/2.000 kg chassis (aluminium rims series)	-	138	10
Spare wheel with aluminum rims	-	839	6
Spare wheel with aluminium rim for 2.000 kg chassis (+ holder under chassis)	-	1092	12
Spare wheel with steel rims	-	831	12

470 D	470 E	490 E	520 E	520 K	542 E	560 E
<input type="checkbox"/>	<input type="checkbox"/>	<input type="checkbox"/>	<input type="checkbox"/>	<input type="checkbox"/>	<input type="checkbox"/>	<input type="checkbox"/>
<input type="checkbox"/>	<input type="checkbox"/>	<input type="checkbox"/>	<input type="checkbox"/>	<input type="checkbox"/>	<input type="checkbox"/>	<input type="checkbox"/>
<input type="checkbox"/>	<input type="checkbox"/>	<input type="checkbox"/>	<input type="checkbox"/>	<input type="checkbox"/>	<input type="checkbox"/>	<input type="checkbox"/>
<input type="checkbox"/>	<input type="checkbox"/>	<input type="checkbox"/>	<input type="checkbox"/>	<input type="checkbox"/>	<input type="checkbox"/>	<input type="checkbox"/>
<input type="checkbox"/>	<input type="checkbox"/>	<input type="checkbox"/>	<input type="checkbox"/>	<input type="checkbox"/>	<input type="checkbox"/>	<input type="checkbox"/>

<input checked="" type="checkbox"/>	<input checked="" type="checkbox"/>	-	-	-	-	-
<input type="checkbox"/>	<input type="checkbox"/>	-	-	-	-	-
<input type="checkbox"/>	<input type="checkbox"/>	<input type="checkbox"/>	<input type="checkbox"/>	<input type="checkbox"/>	<input type="checkbox"/>	<input type="checkbox"/>
-	-	<input type="checkbox"/>	<input type="checkbox"/>	<input type="checkbox"/>	<input type="checkbox"/>	<input type="checkbox"/>
-	-	<input type="checkbox"/>	<input type="checkbox"/>	<input type="checkbox"/>	<input type="checkbox"/>	<input type="checkbox"/>
-	-	<input type="checkbox"/>	<input type="checkbox"/>	<input type="checkbox"/>	<input type="checkbox"/>	<input type="checkbox"/>
<input type="checkbox"/>	<input type="checkbox"/>	<input type="checkbox"/>	<input type="checkbox"/>	<input type="checkbox"/>	<input type="checkbox"/>	<input type="checkbox"/>
-	-	<input type="checkbox"/>	<input type="checkbox"/>	<input type="checkbox"/>	<input type="checkbox"/>	<input type="checkbox"/>
<input type="checkbox"/>	<input type="checkbox"/>	<input type="checkbox"/>	<input type="checkbox"/>	<input type="checkbox"/>	<input type="checkbox"/>	<input type="checkbox"/>

Cabin exterior	Package	Order-no.	kg
Columns superimposed on rearpart	-	6449/1	7
Pop-up roof - interior insulation (3)	-	6401	2
Pop-up roof (1)	-	6400	120
Hinged window, front, 1.515x593mm (depends on layout)	-	982/2	5
Hinged window, rear, 1.450x520mm (depends on layout)	-	1108/1	4
Drawer for extra sevice hatch 750x300mm	-	693	4
Reinforced roof incl. preparation for air conditioning	-	6402	3,5
Dynamic flashing light	-	9974	1
Smooth sheet sidewall	-	443	17
Air conditioning	-	6512	36,5
Framed window (incl. blinds)	-	7561	5
750x300mm front right	-	6420	3
750x300mm rear right	-	6422	3
1.000x420mm front left	-	6415	4
1.000x420mm front right	-	6416	4
1.000x420mm rear right	-	6418	4
Garage door	-	9609	5

Cabin interior	Package	Order-no.	kg
Decorative pillows	-	10696	1
Entrance door one-piece with window incl. waste bin	EXP	6427	1
Fly-screen door	EXP	457	3
Linked carpet, living room single-axle	-	0513/1	7

Kitchen	Package	Order-no.	kg
Pantry pull-out	-	7122	5
Oven (for Gas) (14/1)	-	572	8
Extractor hood	-	785	2
Sliding window	-	6406	3

Sleeping	Package	Order-no.	kg
Triple bunk beds (4)	-	200	21
Premium mattress	-	10318	10
Beige quilted bedspread for double beds	-	6530/2	1
Beige quilted bedspread for single beds	-	6530/1	1

Washroom	Package	Order-no.	kg
Hinged window (frosted glass)	-	1028	2

Heating/water supply	Package	Order-no.	kg
Mobile waste water tank in gas locker	-	367	3
Boiler, 10l	-	6360	7
Frischwassertankanzeige	LP	6357	2
Fresh water tank, 76l, instead of 44l with exterior filler pipe	-	6356	36
230 V auxiliary heating	-	6361	2

Gas/electricity	Package	Order-no.	kg
Exterior socket 230 V/12V/TV/Gas	-	611/2	1
City connection with float (in bottle storage)	-	414	2
Flat screen LED 20“ with triple tuner (6)	-	791	3
Flat-screen TV holder (12)	-	6407	2
Gas detector	-	10058	0,5
Indirect lighting wall units	-	633	1
Multiconsystem 7 pole instead of 13 pole	-	6451	1
Additional sockets 230 V (3 units) (17)	-	6380	0,5
USB socket for power rail	-	9989	0,5
Preparation for TV-spot 1	-	6381	1
Preparation for TV-spot 2	-	6453	1

470 D	470 E	490 E	520 E	520 K	542 E	560 E
<input type="checkbox"/>	<input type="checkbox"/>	<input type="checkbox"/>	<input type="checkbox"/>	<input type="checkbox"/>	<input type="checkbox"/>	<input type="checkbox"/>
<input type="checkbox"/>	<input type="checkbox"/>	<input type="checkbox"/>	<input type="checkbox"/>	<input type="checkbox"/>	<input type="checkbox"/>	<input type="checkbox"/>
<input type="checkbox"/>	<input type="checkbox"/>	<input type="checkbox"/>	<input type="checkbox"/>	<input type="checkbox"/>	<input type="checkbox"/>	<input type="checkbox"/>
-	<input type="checkbox"/>	■	<input type="checkbox"/>	-	■	<input type="checkbox"/>
■	■	<input type="checkbox"/>	■	-	-	■
<input type="checkbox"/>	<input type="checkbox"/>	<input type="checkbox"/>	<input type="checkbox"/>	-	<input type="checkbox"/>	<input type="checkbox"/>
<input type="checkbox"/>	<input type="checkbox"/>	<input type="checkbox"/>	<input type="checkbox"/>	<input type="checkbox"/>	<input type="checkbox"/>	<input type="checkbox"/>
<input type="checkbox"/>	<input type="checkbox"/>	<input type="checkbox"/>	<input type="checkbox"/>	<input type="checkbox"/>	<input type="checkbox"/>	<input type="checkbox"/>
<input type="checkbox"/>	<input type="checkbox"/>	<input type="checkbox"/>	<input type="checkbox"/>	<input type="checkbox"/>	<input type="checkbox"/>	<input type="checkbox"/>
<input type="checkbox"/>	<input type="checkbox"/>	<input type="checkbox"/>	<input type="checkbox"/>	<input type="checkbox"/>	<input type="checkbox"/>	<input type="checkbox"/>
-	-	<input type="checkbox"/>	-	-	<input type="checkbox"/>	-
<input type="checkbox"/>	<input type="checkbox"/>	-	<input type="checkbox"/>	-	-	<input type="checkbox"/>
■	<input type="checkbox"/>	-	<input type="checkbox"/>	■	-	<input type="checkbox"/>
-	■	-	■	-	-	■
-	-	■	-	-	■	-
-	-	-	-	■	-	-

<input type="checkbox"/>	<input type="checkbox"/>	<input type="checkbox"/>	<input type="checkbox"/>	<input type="checkbox"/>	<input type="checkbox"/>	<input type="checkbox"/>
●	●	●	●	●	●	●
●	●	●	●	●	●	●
<input type="checkbox"/>	<input type="checkbox"/>	<input type="checkbox"/>	<input type="checkbox"/>	<input type="checkbox"/>	<input type="checkbox"/>	<input type="checkbox"/>

-	-	-	<input type="checkbox"/>	<input type="checkbox"/>	-	<input type="checkbox"/>
<input type="checkbox"/>	<input type="checkbox"/>	<input type="checkbox"/>	<input type="checkbox"/>	<input type="checkbox"/>	<input type="checkbox"/>	<input type="checkbox"/>
<input type="checkbox"/>	<input type="checkbox"/>	<input type="checkbox"/>	<input type="checkbox"/>	<input type="checkbox"/>	<input type="checkbox"/>	<input type="checkbox"/>
<input type="checkbox"/>	<input type="checkbox"/>	<input type="checkbox"/>	<input type="checkbox"/>	<input type="checkbox"/>	<input type="checkbox"/>	<input type="checkbox"/>

-	-	-	-	<input type="checkbox"/>	-	-
<input type="checkbox"/>	<input type="checkbox"/>	<input type="checkbox"/>	<input type="checkbox"/>	<input type="checkbox"/>	<input type="checkbox"/>	<input type="checkbox"/>
<input type="checkbox"/>	-	-	-	<input type="checkbox"/>	-	-
-	<input type="checkbox"/>	<input type="checkbox"/>	<input type="checkbox"/>	-	<input type="checkbox"/>	<input type="checkbox"/>

■	<input type="checkbox"/>	<input type="checkbox"/>	<input type="checkbox"/>	■	<input type="checkbox"/>	<input type="checkbox"/>
---	--------------------------	--------------------------	--------------------------	---	--------------------------	--------------------------

<input type="checkbox"/>	<input type="checkbox"/>	<input type="checkbox"/>	<input type="checkbox"/>	<input type="checkbox"/>	<input type="checkbox"/>	<input type="checkbox"/>
<input type="checkbox"/>	<input type="checkbox"/>	<input type="checkbox"/>	<input type="checkbox"/>	<input type="checkbox"/>	<input type="checkbox"/>	<input type="checkbox"/>
●	●	●	●	●	●	●
<input type="checkbox"/>	<input type="checkbox"/>	<input type="checkbox"/>	-	<input type="checkbox"/>	<input type="checkbox"/>	<input type="checkbox"/>
<input type="checkbox"/>	<input type="checkbox"/>	<input type="checkbox"/>	<input type="checkbox"/>	<input type="checkbox"/>	<input type="checkbox"/>	<input type="checkbox"/>

<input type="checkbox"/>	<input type="checkbox"/>	<input type="checkbox"/>	<input type="checkbox"/>	<input type="checkbox"/>	<input type="checkbox"/>	<input type="checkbox"/>
<input type="checkbox"/>	<input type="checkbox"/>	<input type="checkbox"/>	<input type="checkbox"/>	<input type="checkbox"/>	<input type="checkbox"/>	<input type="checkbox"/>
<input type="checkbox"/>	<input type="checkbox"/>	<input type="checkbox"/>	<input type="checkbox"/>	<input type="checkbox"/>	<input type="checkbox"/>	<input type="checkbox"/>
<input type="checkbox"/>	<input type="checkbox"/>	<input type="checkbox"/>	<input type="checkbox"/>	<input type="checkbox"/>	<input type="checkbox"/>	<input type="checkbox"/>
<input type="checkbox"/>	<input type="checkbox"/>	<input type="checkbox"/>	<input type="checkbox"/>	<input type="checkbox"/>	<input type="checkbox"/>	<input type="checkbox"/>
<input type="checkbox"/>	<input type="checkbox"/>	<input type="checkbox"/>	<input type="checkbox"/>	<input type="checkbox"/>	<input type="checkbox"/>	<input type="checkbox"/>
<input type="checkbox"/>	<input type="checkbox"/>	<input type="checkbox"/>	<input type="checkbox"/>	<input type="checkbox"/>	<input type="checkbox"/>	<input type="checkbox"/>
<input type="checkbox"/>	<input type="checkbox"/>	<input type="checkbox"/>	<input type="checkbox"/>	<input type="checkbox"/>	<input type="checkbox"/>	<input type="checkbox"/>
<input type="checkbox"/>	<input type="checkbox"/>	<input type="checkbox"/>	<input type="checkbox"/>	<input type="checkbox"/>	<input type="checkbox"/>	<input type="checkbox"/>
<input type="checkbox"/>	<input type="checkbox"/>	<input type="checkbox"/>	<input type="checkbox"/>	<input type="checkbox"/>	<input type="checkbox"/>	<input type="checkbox"/>

LMC Caravan GmbH & Co. KG Rudolf-Diesel-Straße 4 D-48336 Sassenberg
Telephone +49 25 83/27-0 www.lmc-caravan.de info@lmc-caravan.de
Münster (Westf.): HRB 9914 UST-Id-Nr. 126 733 941
General Managers: Ulrich Schoppmann, René Ricken



QUALITY. TRUST. AT HOME.