



TIMELESS TOURING: **LMC INNOVAN**

LMC MODEL YEAR 2023 - PRICELIST INNOVAN
EN
DATE: AUGUST 2022

QUALITY. TRUST. AT HOME. **LMC**

IMPORTANT INFORMATION

REGARDING THE SELECTION OF YOUR MOTORHOME

When buying a motorhome, camper van or urban vehicle (hereafter: motorhome), it is particularly important to choose the right layout and an appealing design. In addition, weight also plays an essential role. Family, friends, optional equipment, accessories and baggage – space must be available for all of these. At the same time, there are legal and technical limits to the configuration and load. Every motorhome is designed for a certain weight, which may not be exceeded during driving. For motorhome buyers, this raises the question: How should I configure my vehicle to accommodate passengers, baggage and accessories according to my needs without the vehicle exceeding this maximum weight? In order to make this decision easier for you, we provide you below with a few tips that are particularly important when selecting your vehicle from our portfolio:

1. The technically permissible maximum laden mass...

... is a value set by the manufacturer which the vehicle may not exceed. LMC specifies a layout-related upper limit for the vehicle, which can vary from layout to layout (e.g. 3,500 kg, 4,400 kg). You can find the corresponding specification for each layout in the technical data.

<div><div>TECHNICAL DATA VEHICLE</div><div><div>Chassis</div><div>Total length (cm)</div><div>Total width (cm)</div><div>Interior roof height max. (cm)</div><div>Total height (cm)</div><div>Wheelbase</div><div>Licensed seat no. (driver included)*</div><div>Weight in drivable condition (with standard equipment) (kg)*</div><div>Manufacturer-specified dimensions for optional equipment*</div><div>Maximum permissible total weight (kg)*</div></div></div>	
--	--

2. The mass in running order...

... consists – to put it simply – of the basic vehicle with standard equipment plus a standard weight of 75 kg for the driver. It is legally permissible and possible for the mass in running order of your vehicle to deviate from the nominal value stated in the sales documents. The permissible tolerance is ± 5 %. The permissible range in kilograms is given in brackets after the mass in running order. In order to provide you with full transparency regarding possible weight deviations, LMC weighs each vehicle at the end of the line and informs your trade partner of your vehicle's weighing result for forwarding to you.

Detailed explanations on the subject of mass in running order can be found in the “Legal Information” section.

3. The permitted number of seats (including driver)...

... is determined by the manufacturer in what is referred to as the type-approval procedure. This results in what is referred to as the mass of the passengers. For this, a standard weight of 75 kg per passenger (without driver) is calculated.

Detailed explanations on the subject of mass of the passengers can be found in the “Legal Information” section.

<div><div>TECHNICAL DATA VEHICLE</div><div><div>Chassis</div><div>Total length (cm)</div><div>Total width (cm)</div><div>Interior roof height max. (cm)</div><div>Total height (cm)</div><div>Wheelbase</div><div>Licensed seat no. (driver included)*</div><div>Weight in drivable condition (with standard equipment) (kg)*</div><div>Manufacturer-specified dimensions for optional equipment*</div><div>Maximum permissible total weight (kg)*</div></div></div>	
--	--

4. The manufacturer-specified mass for optional equipment...

... is a value set by LMC per layout for the maximum mass of optional equipment that can be ordered. This limit is intended to ensure that the minimum pay-mass, i.e. the legally prescribed free mass for baggage and retrofitted accessories, is actually available for the vehicle load capacity of the vehicles delivered by LMC. If, in exceptional cases, the weighing at the end of the line nevertheless shows that the actual load capacity falls short of the minimum pay-mass due to a permissible weight deviation, we will check together with your trade partner and you whether we should, for example, increase the load capacity of the vehicle, reduce the number of seats or remove optional equipment before delivering the vehicle.

Detailed explanations on the subject of the effects of the tolerances on the minimum pay-mass and the payload can be found in the “Legal Information” section.

CHASSIS/COCKPIT	ORDER NO.	EXTRA WEIGHT	SECURITY PACKAGE FIAT (SP)
Black metallic ²⁾	1333	2.5	■ Safety-package (Emergency Brake, Lane Keeping Warning)
Lanzarote Grey ²⁾	12084	2.5	■ Death corner incl. cross traffic recognition
Campovolo Grey ²⁾	11603	2.5	Package weight* +0.6 kg*

5. The additional weight of optional equipment and packages...

... increases the actual mass of the vehicle (= mass in running order plus selected optional equipment) and reduces the pay-mass. The specified value shows the additional weight compared to the standard equipment of the respective layout. The total weight of the selected packages and optional equipment must not exceed the manufacturer-specified mass for optional equipment.

STANDARD EQUIPMENT AND PACKAGES

CHASSIS/COCKPIT

- Fiat white
- Cab paintwork / pasting serie
- Ad Blue tank 19 ltr.
- Fix & Go Kit
- Electrically adjustable windows
- Air conditioning manual
- Car Computer
- Seat base cover drivers cab
- Rotable driver and passenger seat
- Cup holder
- Comfort steeble cap covers
- Power steering
- Eco Pack Start & Stop function incl. booster (in conjunction with 103 kW/ 140 bhp)
- ASR + ESP incl. Hillholder
- 90 ltr. diesel tank
- Passenger airbag

AUFLASTUNGEN

- Weight increase from 3,5t light to 3,5t MAXI chassis (always incl. 16" steel wheels)

ENGINE VARIATION

- Fiat 2,3 Multi-Jet - 103kW (140bhp) - EURO6

CABINE EXTERIOR

- Both rear-doors with frame windows
- Frame window (incl. blinds)
- Roof light with fly screen
- Roof hub 400 x 400 mm Seating group
- Roof hub 400 x 400 mm Bed
- Skyroof (not in connection with pop-up roof)
- 12-years-tightness-warranty ¹⁾

CABINE INTERIOR

- Spacious wardrobe (except 540)
- Storage space in rear and sliding doors
- Spacious storage compartments and storage options
- Ergonomically shaped upholstery for improved seat comfort
- Rearbed with partly slatted frame

- High of quality mattresses with integrated GOODSITE-lasts for heightened lying comfort
- Dinette podium with integrated storage space
- Bulkhead with footstep for rear double bed
- Isofix for 2 seats
- Spacious storage area
- Ergonomically arranged kitchen with spacious work top
- Pad Innovan Granit
- Bed conversion single to double bed
- Worktop behind cooker (except 540)
- Large drawers with softclose in the kitchen unit

KITCHEN

- Suspension bar
- Compressor fridge 70 ltr. that opens either way
- 2-burner hob with piezo ignition and split glass lid

HEATING

- Gas heating Combi 4

WATER SUPPLY

- Water tank capacity: 100 ltr., waste water tank capacity: 90 ltr.
- Fixed washbasin

GAS/ELECTRICITY SUPPLY

- Gas bottle box (for 2 x 11 kg)
- Flexible light strip (with pop-up roof)
- Individually adjustable LED spotlights
- High-performance, maintenance-free leisure battery (95 Ah AGM)
- Bord-control-panel supplies information about filling levels and battery capacity
- Electric charger for leisure and vehicle battery 12 V / 18 A
- CEE 230 V external socket with safety device
- Sockets 1x 12 V, 3 x 230V, 1 x USB (double)
- Gas control valves easily accessible and centrally arranged
- Flush fitting LED spotlights

LLT

- 12-years-tightness-warranty ¹⁾

INNOVAN FIAT PACKAGE

- Width entry step
- Aluminium rims 16"
- Traction+
- Multifunction steering wheel
- Bumper paintet in body color
- Awning
- Rear view camera in third brake light
- Wooden shower inlay
- Midi Premium skylight 700 x 500 mm seat group
- Shower equipment (quench head extractable, shower curtain, guide rail, quench holder)
- Window in bathroom
- Fold-roll-system drivers cab
- Clothes rail in plumping unit
- Fly-screen door
- Roatable top for table widening at the seating group
- Radio preparation with speakers and antenna (DAB)
- Captain-Chair incl. 2 armrests
- Height-adjustable passenger seat
- Steering wheel and gear shift in leather model
- Dash board panel with aluminium decor application
- Headlights with black frame
- Radiator cowlng
- Insulated and heated waste water tank
- Additional cushion for extra bed
- TV pre-cabling / TV holder

Package weight* +123 kg*

SECURITY PACKAGE FIAT (SP)

- Safety-package (Emergency Brake, Lane Keeping Warning)
- Death corner incl. cross traffic recognition

Package weight* +0.6 kg*

△ Not known at the time of publication



INFO*

The factory installation of optional equipment increases the actual mass of the vehicle and reduces the pay-mass. The additional weight indicated for packages and optional equipment shows the additional weight compared to the standard equipment of the respective model or layout. The total weight of the selected optional equipment must not exceed the manufacturer-specified mass

for optional equipment shown in the model overviews. This is a calculated value for each type and layout that LMC uses to determine the maximum weight available for factory-fitted optional equipment. Detailed information and explanations on the subject of weight can be found in the Legal information section.


TECHNICAL DATA

TECHNICAL DATA VEHICLE

Chassis
Total length (cm)
Total width (cm)
Interior roof height max. (cm)
Total height (cm)
Wheelbase
Licensed seat no. (driver included)*
Weight in drivable condition (with standard equipment) (kg)*
Manufacturer-specified dimensions for optional equipment*
Maximum permissible total weight (kg)*

BED DIMENSIONS/SLEEPING BERTH

Berths
Middle
Rear
Bunk bed


 INFO*

The specified mass in running order is a default value defined in the type-approval procedure. Due to manufacturing tolerances, the actual weighed mass in running order may deviate from the value stated above. Deviations of up to ± 5 % of the mass in running order are legally permissible and possible. The permissible range in kilograms is given in brackets after the mass in running order. The manufacturer-specified mass for optional equipment is a calculated value for each type and layout that LMC uses to determine the maximum weight available for factory-fitted optional equipment. The limitation of optional equipment is intended to ensure that the minimum pay-mass, i.e. the legally prescribed free mass for baggage and retrofitted accessories, is actually available for the vehicle load capacity of the vehicles delivered by LMC. The real weight of your vehicle ex works can only be determined when it is weighed at the end of the line. If, in exceptional cases, the

weighing shows that the actual load capacity falls below theminimum pay-mass despite limiting the optional equipment due to a permissible weight deviation, we will check together with your trade partner and you whether we should, for example, increase the load capacity of the vehicle, reduce the number of seats or remove optional equipment before delivering the vehicle. The technically permissible maximum laden mass of the vehicle and the technically permissible maximum mass on the axle must not be exceeded. Detailed information & explanations on the subject of weight and the configuration of the vehicle can be found in the section Legal information. For a more detailed description of all mandatory technical dependencies, please refer to the explanations on the footnotes on the last page.

540 (Fiat - Serie 8)	600 (Fiat - Serie 8)	640 (Fiat - Serie 8)
Fiat Ducato	Fiat Ducato	Fiat Ducato
541	599	636
205	205	205
190	190	190
265	265	265
3450	4035	4035
4	4	4
2726 (2590lmc.price-list. -2862)*	2726 (2590lmc.price-list. -2862)*	2919 (2773lmc.price-list. -3065)*
452	336	332
3500	3500	3500
2 - 5 	2 - 5 	2 - 5 
185 x 87 - 63 	185 x 105 - 88 	185 x 105 - 88 
195 x 133 - 130	197 x 157 - 148	191 x 74 182 x 85 191 - 182 x 197 
	208 x 143 	208 x 143 

■ Standard equipment  Optional equipment - Not possible ▲ Not known at the time of publication

 INFO*

The specified mass in running order is a default value defined in the type-approval procedure. Due to manufacturing tolerances, the actual weighed mass in running order may deviate from the value stated above. Deviations of up to ± 5 % of the mass in running order are legally permissible and possible. The permissible range in kilograms is given in brackets after the mass in running order. The manufacturer-specified mass for optional equipment is a calculated value for each type and layout that LMC uses to determine the maximum weight available for factory-fitted optional equipment. The limitation of optional equipment is intended to ensure that the minimum pay-mass, i.e. the legally prescribed free mass for baggage and retrofitted accessories, is actually available for the vehicle load capacity of the vehicles delivered by LMC. The real weight of your vehicle ex works can only be determined when it is weighed at the end of the line. If, in exceptional cases, the

weighing shows that the actual load capacity falls below theminimum pay-mass despite limiting the optional equipment due to a permissible weight deviation, we will check together with your trade partner and you whether we should, for example, increase the load capacity of the vehicle, reduce the number of seats or remove optional equipment before delivering the vehicle. The technically permissible maximum laden mass of the vehicle and the technically permissible maximum mass on the axle must not be exceeded. Detailed information & explanations on the subject of weight and the configuration of the vehicle can be found in the section Legal information. For a more detailed description of all mandatory technical dependencies, please refer to the explanations on the footnotes on the last page.

OPTIONAL EQUIPMENT

	ORDER NO.	EXTRA WEIGHT
CHASSIS/COCKPIT		
Black metallic ²⁾	1333	2.5
Lanzarote Grey ²⁾	12084	2.5
Campovolo Grey ²⁾	11603	2.5
Multifunction steering wheel	1453	0.4
16" aluminium rims for 3.500 kg Light-Chassis ³⁾	7683	4
16" aluminium rims for 3.500 kg Light-Chassis (only in connection with increase)	7684	10
Bumper paintet in body color	7939	1
Tire pressure sensors	7704	1
Fog lamp in front spoiler	006	2
Electrical confirmed parking brake	12098	-10
Inductive smartphone loading function with cupholder	12101	0.5
Anti fogging / heatable front-window with cupholder	12103	0.6
9 shift automatic gearbox 10) (not in conjunction with 120 bhp) ⁴⁾	10736	18

ENGINE VARIATION

Fiat 2,3 Multi-Jet - 102kW (178bhp) - EURO6 incl. Start & Stop function and booster	10818	19.5
---	-------	------

CABINE EXTERIOR


Awning - 4.0 x 2.5 m	11766	29
Awning - 3.75 x 2.5 m	11766	27
Awning - 3.25 x 2.5 m	11766	24
Insulated and heated waste water tank	665	10.5
Pop-up roof (not in connection with skyroof)	7026	120
BackRack+	11843	8.5

CABINE INTERIOR

Wooden shower inlay	1657	2
Additional cushion for extra bed	339	5

HEATING

Heating circulating air diesel	1617	2.5
--------------------------------	------	-----

 INFO*

The factory installation of optional equipment increases the actual mass of the vehicle and reduces the pay-mass. The additional weight indicated for packages and optional equipment shows the additional weight compared to the standard equipment of the respective model or layout. The total weight of the selected optional equipment must not exceed the manufacturer-specified mass

for optional equipment shown in the model overviews. This is a calculated value for each type and layout that LMC uses to determine the maximum weight available for factory-fitted optional equipment. Detailed information and explanations on the subject of weight can be found in the Legal information section.

540 (Fiat - Serie 8)	600 (Fiat - Serie 8)	640 (Fiat - Serie 8)
<input type="checkbox"/>	<input type="checkbox"/>	<input type="checkbox"/>
<input type="checkbox"/>	<input type="checkbox"/>	<input type="checkbox"/>
<input type="checkbox"/>	<input type="checkbox"/>	<input type="checkbox"/>
<input type="checkbox"/>	<input type="checkbox"/>	<input type="checkbox"/>
<input type="checkbox"/>	<input type="checkbox"/>	<input type="checkbox"/>
<input type="checkbox"/>	<input type="checkbox"/>	<input type="checkbox"/>
<input type="checkbox"/>	<input type="checkbox"/>	<input type="checkbox"/>
<input type="checkbox"/>	<input type="checkbox"/>	<input type="checkbox"/>
<input type="checkbox"/>	<input type="checkbox"/>	<input type="checkbox"/>
<input type="checkbox"/>	<input type="checkbox"/>	<input type="checkbox"/>
<input type="checkbox"/>	<input type="checkbox"/>	<input type="checkbox"/>
<input type="checkbox"/>	<input type="checkbox"/>	<input type="checkbox"/>


<input type="checkbox"/>	<input type="checkbox"/>	<input type="checkbox"/>
--------------------------	--------------------------	--------------------------

-	-	<input type="checkbox"/>
-	<input type="checkbox"/>	-
<input type="checkbox"/>	-	-
<input type="checkbox"/>	<input type="checkbox"/>	<input type="checkbox"/>
<input type="checkbox"/>	<input type="checkbox"/>	<input type="checkbox"/>
<input type="checkbox"/>	<input type="checkbox"/>	<input type="checkbox"/>

<input type="checkbox"/>	<input type="checkbox"/>	<input type="checkbox"/>
<input type="checkbox"/>	<input type="checkbox"/>	<input type="checkbox"/>

<input type="checkbox"/>	<input type="checkbox"/>	<input type="checkbox"/>
--------------------------	--------------------------	--------------------------

☒ Standard equipment ☐ Optional equipment - Not possible ☐ Not known at the time of publication


 INFO*

The factory installation of optional equipment increases the actual mass of the vehicle and reduces the pay-mass. The additional weight indicated for packages and optional equipment shows the additional weight compared to the standard equipment of the respective model or layout. The total weight of the selected optional equipment must not exceed the manufacturer-specified mass

for optional equipment shown in the model overviews. This is a calculated value for each type and layout that LMC uses to determine the maximum weight available for factory-fitted optional equipment. Detailed information and explanations on the subject of weight can be found in the Legal information section.

	ORDER NO.	EXTRA WEIGHT
WATER SUPPLY		
Insulated and heated waste water tank	665	10.5
GAS/ELECTRICITY SUPPLY		
Battery 95 Ah AGM additionally	830	27
TV pre-cabling / TV holder	11814	1
Pre-cabling solar system	1678	2
USB-port in the light rail	7125	0.5
Radio and navigation	6355	2.5
Navigation card	259	0.5


540 (Fiat - Serie 8)	600 (Fiat - Serie 8)	640 (Fiat - Serie 8)
<input type="checkbox"/>	<input type="checkbox"/>	<input type="checkbox"/>
<input type="checkbox"/>	<input type="checkbox"/>	<input type="checkbox"/>
<input type="checkbox"/>	<input type="checkbox"/>	<input type="checkbox"/>
<input type="checkbox"/>	<input type="checkbox"/>	<input type="checkbox"/>
<input type="checkbox"/>	<input type="checkbox"/>	<input type="checkbox"/>
<input type="checkbox"/>	<input type="checkbox"/>	<input type="checkbox"/>

 INFO*

The factory installation of optional equipment increases the actual mass of the vehicle and reduces the pay-mass. The additional weight indicated for packages and optional equipment shows the additional weight compared to the standard equipment of the respective model or layout. The total weight of the selected optional equipment must not exceed the manufacturer-specified mass

for optional equipment shown in the model overviews. This is a calculated value for each type and layout that LMC uses to determine the maximum weight available for factory-fitted optional equipment. Detailed information and explanations on the subject of weight can be found in the Legal information section.

☒ Standard equipment ☐ Optional equipment ☐ Not possible ☐ Not known at the time of publication

 INFO*

The factory installation of optional equipment increases the actual mass of the vehicle and reduces the pay-mass. The additional weight indicated for packages and optional equipment shows the additional weight compared to the standard equipment of the respective model or layout. The total weight of the selected optional equipment must not exceed the manufacturer-specified mass

for optional equipment shown in the model overviews. This is a calculated value for each type and layout that LMC uses to determine the maximum weight available for factory-fitted optional equipment. Detailed information and explanations on the subject of weight can be found in the Legal information section.

STANDARD EQUIPMENT AND PACKAGES

CHASSIS/COCKPIT

- Cab paintwork / pasting serie
- 16 "steel rim
- Start-stop-system
- ASR + ESP incl. Hillholder
- Cup holder
- Rotable driver and passenger seat
- Car Computer
- Electrically adjustable windows
- Comfort steeble cap covers
- Power steering

ENGINE VARIATION

- Ford 96kW (130bhp) - EURO 6d temp final

CABINE EXTERIOR

- Roof hub 400 x 400 mm Bed
- Frame window (incl. blinds)
- Both rear-doors with frame windows
- Roof light with fly screen
- 12-years-tightness-warranty ¹⁾
- Roof hub 400 x 400 mm Bed

CABINE INTERIOR

- Storage space in rear and sliding doors
- Spacious storage compartments and storage options
- Ergonomically shaped upholstery for improved seat comfort
- Rearbed with partly slatted frame
- High of quality mattresses with integrated GOODSITE-lasts for heightened lying comfort
- Dinette podium with integrated storage space
- Bulkhead with footstep for rear double bed

- Isofix for 2 seats
- Spacious storage area
- Ergonomically arranged kitchen with spacious work top
- Pad Innovan Granit
- Large drawers with softclose in the kitchen unit

KITCHEN

- Suspension bar
- Compressor fridge 70 ltr. that opens either way
- 2-burner hob with piezo ignition and split glass lid

HEATING

- Gas heating Combi 4

WATER SUPPLY

- Water tank capacity: 100 ltr., waste water tank capacity: 90 ltr.
- Fixed washbasin

GAS/ELECTRICITY SUPPLY

- Gas bottle box (for 2 x 11 kg)
- Individually adjustable LED spotlights
- High-performance, maintenance-free leisure battery (95 Ah AGM)
- Bord-control-panel supplies information about filling levels and battery capacity
- Electric charger for leisure and vehicle battery 12 V / 18 A
- CEE 230 V external socket with safety device
- Sockets 1x 12 V, 3 x 230V, 1 x USB (double)
- Gas control valves easily accessible and centrally arranged
- Flush fitting LED spotlights

LLT

- 12-years-tightness-warranty ¹⁾

SECURITY PACKAGE FORD

€2.170,-

- Fog lights
- Parking pilot system front and rear
- Rear view camera
- LED downlight (rear doors)
- Multifunction display 4"

Package weight* +3 kg*

SECURITY PACKAGE FORD PREMIUM

€9.500,-

- Lane assistant with drowsiness warning and high beam assistant
- Heatable windscreen
- Fog lights
- Parking pilot system front and rear
- Adjustable instrument lighting
- Rear view camera
- Rain and light sensor
- Android Auto or Apple Car Play
- Hands-free system telephony and SMS reading function as well as dispatch
- Adaptive cruise control system (including leather steering wheel and active emergency braking assistant
- Large digital center console (including DAB / DAB +)
- Emergency call assistant
- Voice control of the communication and entertainment systems with Bluetooth, USB and AppLink
- Blind Spot Assist incl. Cross Traffic Alert (cross traffic detection)
- Lane Assistant with additional lane keeping and lane change assistant
- LED downlight (rear doors)

Package weight* +6 kg*

SECURITY PACKAGE FORD PREMIUM INCL, NAVIGATION

€10.950,-

- Lane assistant with drowsiness warning and high beam assistant
- Heatable windscreen
- Fog lights
- Parking pilot system front and rear
- Adjustable instrument lighting
- Rear view camera
- Rain and light sensor
- Android Auto or Apple Car Play
- Hands-free system telephony and SMS reading function as well as dispatch
- Adaptive cruise control system (including leather steering wheel and active emergency braking assistant
- Large digital center console (including DAB / DAB +)
- Navigation system (with recommended lane and life traffic)
- Emergency call assistant
- Voice control of the communication and entertainment systems with Bluetooth, USB and AppLink
- Lane Assistant with additional lane keeping and lane change assistant
- Blind Spot Assist incl. Cross Traffic Alert (cross traffic detection)
- LED downlight (rear doors)

Package weight* +6 kg*

INNOVAN FORD PACKAGE

€9.000,-

- 16" aluminium rims
- Passenger airbag
- Bi-Xenon headlights (cornering lights and LED daytime running lights)
- Glove compartment with lid (lockable)
- Heated rear window
- Air conditioner
- Headlights with static cornering lights
- Trend interior
- Fly-screen door
- Clothes rail in plumping unit
- Window in bathroom
- Width entry step
- Shower equipment (quench head extractable, shower curtain, guide rail, quench holder)
- Wooden shower inlay
- Fold-roll-system drivers cab
- Awning
- Roatable top for table widening at the seating group
- Midi Premium skylight 700 x 500 mm seat group
- Comfortable seats including armrests
- USB-port in the light rail
- Plain fitted under-sheet for double beds
- Insulated and heated waste water tank
- Additional cushion for extra bed
- TV pre-cabing / TV holder

Package weight* +112 kg*

△ Not known at the time of publication



INFO*

The factory installation of optional equipment increases the actual mass of the vehicle and reduces the pay-mass. The additional weight indicated for packages and optional equipment shows the additional weight compared to the standard equipment of the respective model or layout. The total weight of the selected optional equipment must not exceed the manufacturer-specified mass

for optional equipment shown in the model overviews. This is a calculated value for each type and layout that LMC uses to determine the maximum weight available for factory-fitted optional equipment. Detailed information and explanations on the subject of weight can be found in the Legal information section.

TECHNICAL DATA

TECHNICAL DATA VEHICLE

Total length (cm)
Total width (cm)
Interior roof height max. (cm)
Total height (cm)
Wheelbase
Licensed seat no. (driver included)*
Weight in drivable condition (with standard equipment) (kg)*
Manufacturer-specified dimensions for optional equipment*
Maximum permissible total weight (kg)*

BED DIMENSIONS/SLEEPING BERTH

Berths
Rear

Basic price ex works including statutory VAT in euros
plus registration certificate in the amount of 165 euros.

590 (Ford)

€54.800,-

598
206
208
279
3750
4
2808 (2668lmc,price-list. -2948)*
367
3500

2 - 3 <input type="checkbox"/>
202 x 148

■ Standard equipment ☐ Optional equipment - Not possible ▲ Not known at the time of publication



INFO*

The specified mass in running order is a default value defined in the type-approval procedure. Due to manufacturing tolerances, the actual weighed mass in running order may deviate from the value stated above. Deviations of up to ± 5 % of the mass in running order are legally permissible and possible. The permissible range in kilograms is given in brackets after the mass in running order. The manufacturer-specified mass for optional equipment is a calculated value for each type and layout that LMC uses to determine the maximum weight available for factory-fitted optional equipment. The limitation of optional equipment is intended to ensure that the minimum pay-mass, i.e. the legally prescribed free mass for baggage and retrofitted accessories, is actually available for the vehicle load capacity of the vehicles delivered by LMC. The real weight of your vehicle ex works can only be determined when it is weighed at the end of the line. If, in exceptional cases, the

weighing shows that the actual load capacity falls below theminimum pay-mass despite limiting the optional equipment due to a permissible weight deviation, we will check together with your trade partner and you whether we should, for example, increase the load capacity of the vehicle, reduce the number of seats or remove optional equipment before delivering the vehicle. The technically permissible maximum laden mass of the vehicle and the technically permissible maximum mass on the axle must not be exceeded. Detailed information & explanations on the subject of weight and the configuration of the vehicle can be found in the section Legal information. For a more detailed description of all mandatory technical dependencies, please refer to the explanations on the footnotes on the last page.




INFO*

The specified mass in running order is a default value defined in the type-approval procedure. Due to manufacturing tolerances, the actual weighed mass in running order may deviate from the value stated above. Deviations of up to ± 5 % of the mass in running order are legally permissible and possible. The permissible range in kilograms is given in brackets after the mass in running order. The manufacturer-specified mass for optional equipment is a calculated value for each type and layout that LMC uses to determine the maximum weight available for factory-fitted optional equipment. The limitation of optional equipment is intended to ensure that the minimum pay-mass, i.e. the legally prescribed free mass for baggage and retrofitted accessories, is actually available for the vehicle load capacity of the vehicles delivered by LMC. The real weight of your vehicle ex works can only be determined when it is weighed at the end of the line. If, in exceptional cases, the

weighing shows that the actual load capacity falls below theminimum pay-mass despite limiting the optional equipment due to a permissible weight deviation, we will check together with your trade partner and you whether we should, for example, increase the load capacity of the vehicle, reduce the number of seats or remove optional equipment before delivering the vehicle. The technically permissible maximum laden mass of the vehicle and the technically permissible maximum mass on the axle must not be exceeded. Detailed information & explanations on the subject of weight and the configuration of the vehicle can be found in the section Legal information. For a more detailed description of all mandatory technical dependencies, please refer to the explanations on the footnotes on the last page.

OPTIONAL EQUIPMENT

	ORDER NO.	EXTRA WEIGHT	PRICE €
CHASSIS/COCKPIT			
Obsidian Black	11906	2.5	490,-
Magnetic grey	13077	2.5	490,-
Grey Matter	13041	3.5	1.140,-
ENGINE VARIATION			
Ford 125kW (170bhp) Euro 6d final	Chassis	0	1.905,-
Ford 125kW (170bhp) automatic - Euro 6d final ⁵⁾	Chassis	45	4.120,-
CABINE INTERIOR			
Carpet for cockpit chained	936	3	105,-
HEATING			
Heating circulating air diesel	1617	2.5	1.100,-
GAS/ELECTRICITY SUPPLY			
Battery 95 Ah AGM additionally	830	27	440,-
Pre-cabling solar system	1678	2	190,-

 INFO*

The factory installation of optional equipment increases the actual mass of the vehicle and reduces the pay-mass. The additional weight indicated for packages and optional equipment shows the additional weight compared to the standard equipment of the respective model or layout. The total weight of the selected optional equipment must not exceed the manufacturer-specified mass

for optional equipment shown in the model overviews. This is a calculated value for each type and layout that LMC uses to determine the maximum weight available for factory-fitted optional equipment. Detailed information and explanations on the subject of weight can be found in the Legal information section.


590 (Ford)	
<input type="checkbox"/>	
<input type="checkbox"/>	
<input type="checkbox"/>	
<input type="checkbox"/>	
<input type="checkbox"/>	
<input type="checkbox"/>	
<input type="checkbox"/>	
<input type="checkbox"/>	
<input type="checkbox"/>	

☒ Standard equipment

☐ Optional equipment

☒ Not possible

☒ Not known at the time of publication

 INFO*

The factory installation of optional equipment increases the actual mass of the vehicle and reduces the pay-mass. The additional weight indicated for packages and optional equipment shows the additional weight compared to the standard equipment of the respective model or layout. The total weight of the selected optional equipment must not exceed the manufacturer-specified mass

for optional equipment shown in the model overviews. This is a calculated value for each type and layout that LMC uses to determine the maximum weight available for factory-fitted optional equipment. Detailed information and explanations on the subject of weight can be found in the Legal information section.

LEGAL NOTES

ON WEIGHT-RELATED INFORMATION

The weight specifications and tests for motorhomes are uniformly regulated throughout the EU in EU Implementing Regulation No. 2021/535 (until June 2022: EU Implementing Regulation No. 1230/2012). We have summarised and explained the key terms and legal requirements from this regulation for you below. Our dealers and the LMC configurator on our website offer you additional assistance in configuring your vehicle.

1. Technically permissible maximum laden mass

The technically permissible maximum laden mass of the vehicle (e.g. 3,500 kg) is a mass specification set by the manufacturer which the vehicle must not exceed. Information on the technically permissible maximum laden mass of the model you have chosen can be found in the technical data. If the vehicle exceeds the technically permissible maximum laden mass in everyday driving, this constitutes an administrative offence which may result in a fine.

2. Mass in running order

In simple terms, the mass in running order is the basic vehicle with standard equipment plus a legally fixed standard weight of 75 kg for the driver. This essentially includes the following items:

- the unladen weight of the vehicle together with the bodywork, including operating fluids such as greases, oils and coolants;
- the standard equipment, i.e. all equipment items that are included as standard in the factory-fitted scope of delivery;
- the fresh water tank filled to 100 % in driving mode (driving fill according to manufacturer's specifications; 20 litres) and an aluminium gas cylinder filled to 100 % with a weight of 16 kg;
- the fuel tank, which is 90 % full, including fuel;
- the driver, whose weight – regardless of the actual weight – is generally specified as 75 kg in accordance with EU law.

Information on the mass in running order can be found for each model in our sales documents. It is important to note that the value for mass in running order given in the sales documents is a default value determined in the type-approval procedure and verified by the authorities. It is legally permissible and possible for the mass in running order of the vehicle delivered to you to deviate from the nominal value stated in the sales documents. The legally permissible tolerance is $\pm 5\%$. In this way, the EU legislator accounts for the fact that certain fluctuations in the mass in running order occur due to variations in the weight of supplied parts as well as due to processes and weather conditions. These weight deviations can be illustrated by means of an example calculation:

- Mass in running order acc. to sales documents: 2,850 kg
- Legally permissible tolerance of $\pm 5\%$: 142.50 kg
- Legally permissible range of mass in running order: 2,707.50 kg to 2,992.50 kg

The specific range of permissible weight deviations can be found for each model in the technical data. LMC makes great efforts to reduce weight variations to the minimum that is unavoidable for production reasons. Deviations at the upper and lower end of the range are therefore very rare; however, they cannot be completely ruled out technically, even with all optimisations. The real weight of the vehicle and compliance with the permissible tolerance is therefore checked by LMC by weighing each vehicle at the end of the line.

3. Mass of the passengers

The mass of the passengers is set a standard value of 75 kg for each seat provided by the manufacturer, regardless of the actual weight of the passengers. The mass of the driver is already included in the mass in running order (see no. 2 above) and is therefore not included again. In the case of a motorhome with four permitted seats, the mass of the passengers is therefore $3 \cdot 75 \text{ kg} = 225 \text{ kg}$.

4. Optional equipment and actual mass of the vehicle

Optional equipment (also: additional equipment) includes, according to the legal definition, all optional equipment parts not included in the standard equipment which are fitted to the vehicle under the responsibility of the manufacturer – i.e. ex works – and can be ordered by the customer (e.g. awning, bicycle or motorbike carrier, satellite system, solar system, oven, etc.). Information on the individual or package weights of the optional equipment that can be ordered can be found in our sales documents. Optional equipment in this sense does not include other accessories that are retrofitted by the dealer or you personally after the vehicle has been delivered ex works.

The mass of the vehicle in running order (see no. 2 above) and the mass of the optional equipment fitted to a specific vehicle at the factory are together referred to as the actual mass. You will find the corresponding information for your vehicle after handover under item 13.2 of the Certificate of Conformity (CoC). Please note that this specification also represents a standardised value. Since the mass in running order – as an element of the actual mass – is subject to a legally permissible tolerance of $\pm 5\%$ (see no. 2), the actual mass may also deviate accordingly from the stated nominal value.

5. Pay-mass and minimum pay-mass

The installation of optional equipment is also subject to technical and legal limits: Only so much optional equipment can be ordered and fitted at the factory that sufficient free weight remains for baggage and other accessories (“pay-mass”) without exceeding the technically permissible maximum laden mass. The pay-mass is calculated by subtracting the mass in running order (nominal value according to sales documents, see no. 2 above), mass of the optional equipment and the mass of the passengers (see no. 3 above) from the technically permissible maximum laden mass (see no. 1 above). The EU regulations stipulate a fixed minimum pay-mass for motorhomes, which must remain as a minimum for baggage or other non-factory-fitted accessories. This minimum pay-mass is calculated as follows:

Minimum pay-mass in kg $\geq 10 \cdot (n + L)$

Where: “n” is the maximum number of passengers plus the driver and “L” is the overall length of the vehicle in metres.

For a motorhome with a length of 6 m and 4 approved seats, the minimum pay-mass is therefore e.g. $10 \text{ kg} \cdot (4 + 6) = 100 \text{ kg}$.

To ensure that the minimum pay-mass is maintained, there is a maximum combination of optional equipment that can be ordered for each vehicle model. In the above example with a minimum pay-mass of 100 kg, the total mass of optional equipment for a vehicle with four permitted seats and a mass in running order of 2,850 kg should not exceed 325 kg: 3,500 kg technically permissible maximum laden mass

- 2,850 kg mass in running order
 - $3 \cdot 75 \text{ kg}$ mass of the passengers
 - 100 kg minimum pay-mass
- = 325 kg maximum permissible mass of optional equipment

It is important to note that this calculation is based on the default value for mass in running order as defined in the type-approval procedure, without taking into account the permissible weight deviations for mass in running order (see no. 2 above). If the maximum permissible value for the optional equipment of (in the example) 325 kg is almost or completely exhausted, an upward weight deviation can therefore result in the minimum pay-mass of 100 kg being met mathematically using the default value for the mass in running order, although in fact there is no corresponding load capacity. Here, too, an example calculation for a vehicle with four seats, whose real weighed mass in running order is 2 % above the nominal value:

- 3,500 kg technically permissible maximum laden mass
 - 2,907 kg real weighed mass in running order (+ 2 % compared to the stated value of 2,850 kg)
 - $3 \cdot 75 \text{ kg}$ mass of the passengers
 - 325 kg optional equipment (maximum permissible value)
- = 43 kg actual load capacity (< minimum pay-mass of 100 kg)

LEGAL NOTES

ON WEIGHT-RELATED INFORMATION

In order to avoid such a situation, LMC further reduces the maximum permissible weight of the total optional equipment that can be ordered on a model-specific basis. The limitation of optional equipment is intended to ensure that the minimum pay-mass, i.e. the legally prescribed free mass for baggage and retrofitted accessories, is actually available for the vehicle load capacity of the vehicles delivered by LMC. Since the weight of a specific vehicle can only be determined when it is weighed at the end of the line, in very rare cases a situation may arise in which the minimum pay-mass at the end of the line is not guaranteed, despite this limitation of optional equipment. In order to guarantee the minimum pay-mass even in these cases, LMC will check together with your trade partner and you before delivery of the vehicle whether, for example, the vehicle is loaded up, seats are reduced or optional equipment is removed.

6. Effects of tolerances of the mass in running order on the pay-mass

Regardless of the minimum pay-mass, you should note that unavoidable production-related fluctuations in the mass in running order – both upwards and downwards – have a mirror-image effect on the remaining load capacity: If you order our example vehicle (see no. 3. above), for example, with optional equipment with a total weight of 150 kg, the calculated pay-mass based on the default value for the mass in running order is 275 kg. The load capacity actually available may deviate from this value due to tolerances and may be higher or lower. If the mass in running order of your vehicle is, for example, permissibly 2 % higher than stated in the sales documents, the load capacity is reduced from 275 kg to 218 kg:

3.500 kg technically permissible maximum laden mass
2.907 kg real weighed mass in running order (+ 2 % compared to the stated value of 2,850 kg)
3*75 kg mass of the passengers
150 kg optional equipment ordered for the specific vehicle
= 218 kg actual load capacity

As a precaution to ensure that the calculated pay-mass is actually given, you should therefore take the possible and permissible tolerances for the mass in running order into account when configuring your vehicle. We also recommend that you weigh the laden motorhome on a non-automatic scale before each journey and, taking the individual weight of the passengers into account, determine whether the technically permissible maximum laden mass and the technically permissible maximum mass on the axle are observed.

IMPORTANT NOTES

All accessory prices are for factory installation. Additional costs must be expected for subsequent installations. Any change to the factory condition' of your vehicle can lead to an impairment of driving and road safety. Accessories recommended by us, original spare parts are specially developed for your vehicle. Accessories, add-ons, conversions or installation parts not approved by LMC can lead to damage to the vehicle and to impairment of the road safety. Even if an expert opinion, a parts approval or a type approval is available for these parts, there is no presumption for the proper condition of the product. Please understand that no liability can be assumed for damages caused by products not approved by LMC or by non-permitted modifications. We reserve the right to make changes to prices, technical data, facilities and equipment as well as design changes. The information about scope of delivery, appearance and services correspond to the knowledge available at the time of printing. Decorations shown are not included in the scope of delivery. All details correspond to the current status at the time of printing. This is a recommended retail price in EUR based on German retail prices. Prices in other countries may differ due to currency conversion, country-specific equipment, VAT, fees, transport costs and import duties. Your trading partner will be pleased to inform you about the prices, taxes and fees applicable to your country. We reserve the right to make technical changes in design and equipment, deviations in color and errors. Color deviations are partly due to printing or lighting technology. Some illustrations include optional equipment that is subject to an extra charge. All prices are in Euro incl. VAT ex works LMC. With the publication of this price list, the validity of all previously published price lists expires. Valid from 01.08.2022.

FOOTNOTES

- 1) All LMC caravan and motorhome bodies come with a twelve-year water ingress warranty, provided the vehicle is serviced annually by an official LMC partner (service charges apply). Please note that this warranty only applies to motorhomes up to a maximum total mileage of 120,000 km.
- 2) If the Light chassis is ordered in the colours Black Metallic or Lanzarote Grey or Campovolo Grey, the bumper is always finished in the same colour (no alternative possible).
- 3) Painted bumper not possible in combination with the MAXI chassis.
- 4) Only in combination with 16" alloy wheels.
- 5) Due to the reduction of the total towing weight of the vehicle, the towing capacity of the automatic transmission is reduced from 2200kg to 1350kg.



SEE YOU!



LMC CARAVAN GMBH & CO. KG Rudolf-Diesel-Straße 4 D-48336 Sassenberg

T +49 (0) 2583 / 27-0 **E** info@lmc-caravan.de **H** www.lmc-caravan.de

Münster (Westf.): HRB 9914 USt-IdNr. 126 733 941 General Managers: Timo Ecke, René Ricken, Bodo Diller

QUALITY. TRUST. AT HOME. **LMC**