



PARTICULARLY CHARACTERFUL: **LMC TANDERO**

LMC MODEL YEAR 2023 - PRICELIST TANDERO
EN
DATE: AUGUST 2022

QUALITY. TRUST. AT HOME. **LMC**

STANDARD EQUIPMENT AND PACKAGES

CHASSIS

- Premium-Chassis
- Stability support
- Diagonal swing axle
- Steel wheels
- Wheel shock absorbers
- Anti-sway coupling

CABINE EXTERIOR

- Hinged window (kitchen)
- Roof and front / rear section in GRP
- Ausstellfenster Bug 1.300 x 520 mm (grundrissabhängig)
- Roof hub 280 x 280 mm (washroom)
- Automotive tail light
- Roof hub 400 x 400 mm
- Bottle holder with hydraulic shock absorbers
- Sidewall hammer finish sheet
- Third breaking light
- Service hatch 1.000 x 420 mm front right (layout-dependent)
- Service hatch 1.000 x 420 mm rear right (layout-dependent)

CABINE INTERIOR

- Großzügige Ablagefächer im Bug und Heck
- Bunk bed load 80 kg (layout-dependent)
- Cold foam mattresses in single and double bed
- Hydraulic lift for fixed beds ²⁾
- Cold foam mattress in bunk beds
- Roll-out-bed (layout-dependent)
- Storage cupboard
- Hängeschränke seitlich
- Winterised wall ventilation
- Towel hook
- Mirror

KITCHEN

- Fridge 141 ltr. (layout-dependent)
- Three burner stove with integrated sink
- Drawer with cutlery application
- Drawers with self retraction and softclose
- Fridge 131,5 ltr. (layout-dependent)

HEATING

- Heating warm air 3004 S (layout-dependent)

WATER SUPPLY

- Freshwater tank 44 ltr.
- Electrical cassette toilet
- Washbasin
- Central waste water drainage

GAS/ELECTRICITY SUPPLY

- LED home lighting
- 12 V lighting with 400 W transformer
- Switcher/Sockets (4 pieces)
- Feed-in socket CEE 230 V
- Beleuchtete Dachhaube über Sitzgruppe
- Smoke alarm
- Central electrical supply 230 V

LONG LIFE TECHNOLOGY

- Under floor with XPS-foam an PU-struts
- High-performance insulation core
- Fibreglass-material under floor
- Roof and front / rear section in GRP
- 12-years-tightness-warranty ²⁾

TANDERO PACKAGE (TP)

- LED awning lighting
- Mosquito net door
- Therme for hot water supply
- Stability supports incl. big Foots
- Holding tank 25 ltr. with wheels
- Display for freshwater tank
- Reserveradhalterung im Flaschenkasten
- Flat-screen TV ready for 1st TV
- Comfort-entrance-door with window incl. rubbish bin
- Filzorganizer
- Dachhaube 750 x 500
- Beleuchtungshighlight - aufgehende Sonne & indirekte Beleuchtung
- 2x USB-Steckdose für Stromschiene
- Tow bar cover
- Reinforced roof incl. preparation for air conditioning
- Stützrad mit Stützlastanzeige

Package weight* +34.5 kg*

SHOWER PACKAGE (DUP)

- Shower fitting
- Shower curtain
- Wooden shower inlay
- Shower basin
- City connection with float (in bottle holder)

Package weight* +6 kg*

AUTARCHY PACKAGE HOT-AIR HEATING (APU)

- 12 V ventilation system
- Battery 95 AH AGM
- Accu
- Voltage indicator for battery
- 12 V main switch

Package weight* +35.5 kg*

△ Not yet known at the time of publication






TECHNICAL DATA

TECHNICAL DATA VEHICLE

| |
|---|
| Total length (cm) |
| Total width (cm) |
| Interior roof height max. (cm) |
| Total height (cm) |
| Weight in drivable condition (with standard equipment) (kg)* 1) |
| Payload standard/maximum load (kg) |
| Maximum permissible total weight (kg)* |
| Floor, wall, roof thickness (mm) |
| Awning size (cm) |

BED DIMENSIONS/SLEEPING BERTH

| |
|--------|
| Berths |
| Front |
| Middle |
| Rear |

| 430 D | 480 D | 500 E | 500 K | 510 E |
|---|---|---|---|---|
| 636 | 696 | 757 | 727 | 758 |
| 232 | 232 | 232 | 232 | 232 |
| 198 | 198 | 198 | 198 | 198 |
| 257 | 257 | 257 | 257 | 257 |
| 1120 | 1195 | 1300 | 1250 | 1300 |
| 240 | 205 | 200 | 250 | 200 |
| 1360 | 1400 | 1500 | 1500 | 1500 |
| 40 / 30 / 30 | 40 / 30 / 30 | 40 / 30 / 30 | 40 / 30 / 30 | 40 / 30 / 30 |
| 918 | 980 | 1040 | 1010 | 1040 |
| | | | | |
| 2 - 4  | 2 - 4  | 2 - 4  | 2 - 5  | 2 - 4  |
| 208 x 135 | 200 x 146 | 195 - 200 x 83 | 209 x 145 | 200 - 209 x 83 |
| 197 x 134 | - | - | 197 x 90 | - |
| - | 212 x 126 | 212 x 131 - 147 | 209 x 68 - 72 | 212 x 147 |

OPTIONAL EQUIPMENT

| | ORDER NO. | EXTRA WEIGHT |
|----------------------------|-----------|--------------|
| CHASSIS | | |
| Manual entry level | 372 | 5.5 |
| Anti-skid system | 748 | 4 |
| Aluminum rims, single axle | 1063/1 | 1 |

AUFLASTUNGEN

| | | |
|--|-------|---|
| Maximum chassis weight 1.500 kg / 1.500 kg Chassis | 136/1 | 6 |
| Maximum chassis weight 1.800 kg / 1.800 kg Chassis | 279 | 6 |
| Maximum chassis weight 1.700 kg / 1.800 kg Chassis | 278/2 | 6 |
| Maximum chassis weight 1.700 kg / 1.700 kg Chassis | 278/1 | 6 |

CABINE EXTERIOR

| | | |
|--|-------|------|
| Winterisolation for pop-up roof ³⁾ | 6401 | 2 |
| Pop-up roof ⁴⁾ | 6400 | 120 |
| Air conditioning | 6512 | 36.5 |
| GFK für Seitenwände | 12791 | 15 |
| Sliding window (kitchen) | 6406 | 3 |
| Hinged window washroom (milky glass) | 1028 | 2 |
| Service hatch 1.000 x 420 mm front left (layout-dependent) | 6415 | 4 |
| Service hatch 750 x 300 mm rear right (layout-dependent) | 6422 | 3 |
| Service hatch 750 x 300 mm front left (layout-dependent) | 6419 | 3 |
| Frame window (incl. blind) | 7561 | 5 |

CABINE INTERIOR

| | | |
|--------------------------------|-------|----|
| Triple bunk beds ⁵⁾ | 200 | 21 |
| Premium-matress | 10318 | 10 |

HEATING

| | | |
|---|------|---|
| DuoControl with crash sensor | 6448 | 7 |
| Electrical floor heating 230 V | 387 | 6 |
| 230 V auxiliary heating | 6361 | 2 |
| Eis EX with monitor (only in combination with DuoControl) | 6358 | 1 |

WATER SUPPLY

| | | |
|---|------|----|
| Freshwater tank, 76 ltr., instead of 44 ltr. with filler pipe | 6356 | 36 |
|---|------|----|

GAS/ELECTRICITY SUPPLY

| | | |
|---|-------|-----|
| Gas detector | 10058 | 0.5 |
| Exterior socket 230 V / 12 V / TV and gas | 611/1 | 1 |

| 430 D | 480 D | 500 E | 500 K | 510 E |
|--------------------------|--------------------------|--------------------------|--------------------------|--------------------------|
| <input type="checkbox"/> | <input type="checkbox"/> | <input type="checkbox"/> | <input type="checkbox"/> | <input type="checkbox"/> |
| <input type="checkbox"/> | <input type="checkbox"/> | <input type="checkbox"/> | <input type="checkbox"/> | <input type="checkbox"/> |
| <input type="checkbox"/> | <input type="checkbox"/> | <input type="checkbox"/> | <input type="checkbox"/> | <input type="checkbox"/> |

| | | | | |
|--------------------------|--------------------------|--------------------------|--------------------------|--------------------------|
| <input type="checkbox"/> | <input type="checkbox"/> | - | - | - |
| - | - | <input type="checkbox"/> | <input type="checkbox"/> | <input type="checkbox"/> |
| - | - | <input type="checkbox"/> | <input type="checkbox"/> | <input type="checkbox"/> |
| <input type="checkbox"/> | <input type="checkbox"/> | - | - | - |

| | | | | |
|--------------------------|--------------------------|--------------------------|--------------------------|--------------------------|
| <input type="checkbox"/> | <input type="checkbox"/> | <input type="checkbox"/> | <input type="checkbox"/> | <input type="checkbox"/> |
| <input type="checkbox"/> | <input type="checkbox"/> | <input type="checkbox"/> | <input type="checkbox"/> | <input type="checkbox"/> |
| <input type="checkbox"/> | <input type="checkbox"/> | <input type="checkbox"/> | <input type="checkbox"/> | <input type="checkbox"/> |
| <input type="checkbox"/> | <input type="checkbox"/> | <input type="checkbox"/> | <input type="checkbox"/> | <input type="checkbox"/> |
| <input type="checkbox"/> | <input type="checkbox"/> | <input type="checkbox"/> | <input type="checkbox"/> | <input type="checkbox"/> |
| <input type="checkbox"/> | <input type="checkbox"/> | <input type="checkbox"/> | <input type="checkbox"/> | <input type="checkbox"/> |
| <input type="checkbox"/> | - | - | <input type="checkbox"/> | - |
| - | <input type="checkbox"/> | - | - | - |
| <input type="checkbox"/> | - | - | <input type="checkbox"/> | - |
| <input type="checkbox"/> | <input type="checkbox"/> | <input type="checkbox"/> | <input type="checkbox"/> | <input type="checkbox"/> |

| | | | | |
|--------------------------|--------------------------|--------------------------|--------------------------|--------------------------|
| - | - | - | <input type="checkbox"/> | - |
| <input type="checkbox"/> | <input type="checkbox"/> | <input type="checkbox"/> | <input type="checkbox"/> | <input type="checkbox"/> |

| | | | | |
|--------------------------|--------------------------|--------------------------|--------------------------|--------------------------|
| <input type="checkbox"/> | <input type="checkbox"/> | <input type="checkbox"/> | <input type="checkbox"/> | <input type="checkbox"/> |
| <input type="checkbox"/> | <input type="checkbox"/> | <input type="checkbox"/> | <input type="checkbox"/> | <input type="checkbox"/> |
| <input type="checkbox"/> | <input type="checkbox"/> | <input type="checkbox"/> | <input type="checkbox"/> | <input type="checkbox"/> |
| <input type="checkbox"/> | <input type="checkbox"/> | <input type="checkbox"/> | <input type="checkbox"/> | <input type="checkbox"/> |

| | | | | |
|--------------------------|--------------------------|--------------------------|--------------------------|--------------------------|
| <input type="checkbox"/> | <input type="checkbox"/> | <input type="checkbox"/> | <input type="checkbox"/> | <input type="checkbox"/> |
|--------------------------|--------------------------|--------------------------|--------------------------|--------------------------|

| | | | | |
|--------------------------|--------------------------|--------------------------|--------------------------|--------------------------|
| <input type="checkbox"/> | <input type="checkbox"/> | <input type="checkbox"/> | <input type="checkbox"/> | <input type="checkbox"/> |
| <input type="checkbox"/> | <input type="checkbox"/> | <input type="checkbox"/> | <input type="checkbox"/> | <input type="checkbox"/> |



IMPORTANT NOTES

All accessory prices are for factory installation. Additional costs must be expected for subsequent installations. Any change to the factory condition' of your vehicle can lead to an impairment of driving and road safety. Accessories recommended by us, original spare parts are specially developed for your vehicle. Accessories, add-ons, conversions or installation parts not approved by LMC can lead to damage to the vehicle and to impairment of the road safety. Even if an expert opinion, a parts approval or a type approval is available for these parts, there is no presumption for the proper condition of the product. Please understand that no liability can be assumed for damages caused by products not approved by LMC or by non-permitted modifications.

We reserve the right to make changes to prices, technical data, facilities and equipment as well as design changes. The information about scope of delivery, appearance and services correspond to the knowledge available at the time of printing. Decorations shown are not included in the scope of delivery. All details correspond to the current status at the time of printing. The stated mass in running order is a standard value specified in the type approval procedure. Due to manufacturing tolerances, the actual weighed mass in running order may deviate from the value stated above. Deviations of up to $\pm 5\%$ of the mass in running order are legally permissible and possible. The technically permissible total mass of the vehicle and the technically permissible total mass on the axle must not be exceeded. This is a recommended retail price in EUR based on German retail prices. Prices in other countries may differ due to currency conversion, country-specific equipment, VAT, fees, transport costs and import duties. Your trading partner will be pleased to inform you about the prices, taxes and fees applicable to your country.

We reserve the right to make technical changes in design and equipment, deviations in color and errors. Color deviations are partly due to printing or lighting technology. Some illustrations include optional equipment that is subject to an extra charge.

All prices are in Euro incl. VAT ex works LMC.

With the publication of this price list, the validity of all previously published price lists expires. Valid from 01.08.2022.

FOOTNOTES

- 1) This weight includes the standard design dimensions according to manufacturer information: Liquid, such as fresh water, gas (aluminium bottles) at 100 % and cable drums, without optional extras. This corresponds to a weight of approx. 33 kg (Sassino), 36 kg (Style, Style Lift and Vivo) and 40 kg (Musica).
- 2) All LMC caravan and motorhome bodies come with a twelve-year water ingress warranty, provided the vehicle is serviced annually by an official LMC partner (service charges apply). Please note that this warranty only applies to motorhomes up to a maximum total mileage of 120,000 km.
- 3) Only in combination with pop-up roof insulating mat for buttoning into the pop-up roof. Not available in combination with hot water heating.
- 4) The skylight in the washroom is omitted with the optional extra of the pop-up roof. The washroom window is standard equipment. In addition, the roof hood and/or roof hood Midi Premium is omitted. Usage of the pop-up roof is not recommended in winter.
- 5) Exterior storage door on 490 K, 582 K remains, however no function since the lower bed must not be set up.

*For detailed notes & explanations on weight issues and vehicle configuration, please refer to the General Notes section.

SEE YOU!



LMC CARAVAN GMBH & CO. KG Rudolf-Diesel-Straße 4 D-48336 Sassenberg
T +49 (0) 2583 / 27-0 E info@lmc-caravan.de H www.lmc-caravan.de
Münster (Westf.): HRB 9914 USt-IdNr. 126 733 941 General Managers: Timo Ecke, René Ricken, Bodo Diller

QUALITY. TRUST. AT HOME. **LMC**