



# ALWAYS A SAFE TRIP: **LMC TOURER AND TOURER LIFT**

LMC MODEL YEAR 2023 - PRICELIST TOURER AND TOURER LIFT  
EN  
DATE: AUGUST 2022

QUALITY. TRUST. AT HOME. **LMC**



IMPORTANT INFORMATION

REGARDING THE SELECTION OF YOUR MOTORHOME

When buying a motorhome, camper van or urban vehicle (hereafter: motorhome), it is particularly important to choose the right layout and an appealing design. In addition, weight also plays an essential role. Family, friends, optional equipment, accessories and baggage – space must be available for all of these. At the same time, there are legal and technical limits to the configuration and load. Every motorhome is designed for a certain weight, which may not be exceeded during driving. For motorhome buyers, this raises the question: How should I configure my vehicle to accommodate passengers, baggage and accessories according to my needs without the vehicle exceeding this maximum weight? In order to make this decision easier for you, we provide you below with a few tips that are particularly important when selecting your vehicle from our portfolio:

1. The technically permissible maximum laden mass...

... is a value set by the manufacturer which the vehicle may not exceed. LMC specifies a layout-related upper limit for the vehicle, which can vary from layout to layout (e.g. 3,500 kg, 4,400 kg). You can find the corresponding specification for each layout in the technical data.

|   |  |
|---|--|
| <div><div>TECHNICAL DATA VEHICLE</div><div>Chassis</div><div>Total length (cm)</div><div>Total width (cm)</div><div>Interior roof height max. (cm)</div><div>Total height (cm)</div><div>Wheelbase</div><div>Licensed seat no. (driver included)*</div><div>Weight in drivable condition (with standard equipment) (kg)*</div><div>Manufacturer-specified dimensions for optional equipment*</div><div>Maximum permissible total weight (kg)*</div></div> |  |
|---|--|

2. The mass in running order...

... consists – to put it simply – of the basic vehicle with standard equipment plus a standard weight of 75 kg for the driver. It is legally permissible and possible for the mass in running order of your vehicle to deviate from the nominal value stated in the sales documents. The permissible tolerance is ± 5 %. The permissible range in kilograms is given in brackets after the mass in running order. In order to provide you with full transparency regarding possible weight deviations, LMC weighs each vehicle at the end of the line and informs your trade partner of your vehicle's weighing result for forwarding to you.

Detailed explanations on the subject of mass in running order can be found in the “Legal Information” section.

3. The permitted number of seats (including driver)...

... is determined by the manufacturer in what is referred to as the type-approval procedure. This results in what is referred to as the mass of the passengers. For this, a standard weight of 75 kg per passenger (without driver) is calculated.

Detailed explanations on the subject of mass of the passengers can be found in the “Legal Information” section.

|   |  |
|---|--|
| <div><div>TECHNICAL DATA VEHICLE</div><div>Chassis</div><div>Total length (cm)</div><div>Total width (cm)</div><div>Interior roof height max. (cm)</div><div>Total height (cm)</div><div>Wheelbase</div><div>Licensed seat no. (driver included)*</div><div>Weight in drivable condition (with standard equipment) (kg)*</div><div>Manufacturer-specified dimensions for optional equipment*</div><div>Maximum permissible total weight (kg)*</div></div> |  |
|---|--|

4. The manufacturer-specified mass for optional equipment...

... is a value set by LMC per layout for the maximum mass of optional equipment that can be ordered. This limit is intended to ensure that the minimum pay-mass, i.e. the legally prescribed free mass for baggage and retrofitted accessories, is actually available for the vehicle load capacity of the vehicles delivered by LMC. If, in exceptional cases, the weighing at the end of the line nevertheless shows that the actual load capacity falls short of the minimum pay-mass due to a permissible weight deviation, we will check together with your trade partner and you whether we should, for example, increase the load capacity of the vehicle, reduce the number of seats or remove optional equipment before delivering the vehicle.

Detailed explanations on the subject of the effects of the tolerances on the minimum pay-mass and the payload can be found in the “Legal Information” section.

|  |  |   |  |
|--|--|---|--|
| <div><div>CHASSIS, LOAD AND ENGINE</div><div>Air conditioning cab</div><div>Fog lamp in front spoiler</div><div>Eco Pack Start &amp; Stop function - from 103 kw/ 140 PS <sup>2)</sup></div></div> |  | <div><div>ORDER NO.</div><div>1310</div><div>8866</div><div>10735</div></div> | <div><div>SAFETY PACKAGE (SP)</div><div>Safety-package (Emergency Brake, Lane Keeping Warning)</div><div>Totwinkelassistent</div><div>Package weight* +1 kg*</div></div> |
|--|--|---|--|

5. The additional weight of optional equipment and packages...

... increases the actual mass of the vehicle (= mass in running order plus selected optional equipment) and reduces the pay-mass. The specified value shows the additional weight compared to the standard equipment of the respective layout. The total weight of the selected packages and optional equipment must not exceed the manufacturer-specified mass for optional equipment.

STANDARD EQUIPMENT AND PACKAGES

CHASSIS, LOAD AND ENGINE

- Passenger airbag
- Radiator cowl chrome
- Heater blow-by
- 220 A lightning dynamo
- ASR + ESP incl. Hillholder
- Central locking Fiat
- Electrically adjustable windows
- Driver airbag
- Cruise Control
- Air conditioning manual
- Mirror antenna DAB compatible
- Instrument paneling in chrome appearance
- Electric and heated exterior mirrors
- Side mirror extended
- Bumper painted in body color
- Ad Blue tank 19 ltr.
- Tyres 16"
- All-season tyres 16"
- Power steering
- 6 speed manual transmission
- Wheel covers
- Loading booster
- Headlights halogen
- Anti-Theft device
- Lane widening 198 cm instead of 179 cm
- Diesel tank 75 ltr.

ENGINE VARIATION

- Citroën Jumper 2,2 l Blue HDI 103kW (140bhp) - EURO 6 and booster

VEHICLE EQUIPMENT & COCKPIT

- Rotable driver and passenger seat
- Seat base cover drivers cab
- Height-adjustable driver and passenger seat (Fiat)
- Fix & Go Kit
- Height-adjustable steering wheel
- Armrests for driver and passenger seat
- Cup Holder

CABINE EXTERIOR

- 12-years-tightness-warranty
- Cabin door with windows and central locking 58 cm (layout-dependent)
- Additional rear garage door driver's side
- Windows fitted with multifunction rollers
- Coupe entry
- Roof hatch in kitchen / sleeping area
- Roof hatch in the washroom
- Third brake light
- Lowered chassis extension for increased payload of 250 kg
- Rear garage door, passenger side
- Panoramic roof window (queensbed)
- Awning light on body door
- Cabin door with windows and central locking 70 cm (layout-dependent)

CABINE INTERIOR

- Additional cushion for extra bed
- Bed conversion single to double bed
- Expandable table top
- Three-point belts
- Three-point belts for seating group
- Wood decor Taupe
- Cold foam mattresses for lift beds
- Cold foam mattresses for fixed beds
- Lighting in wardrobe

- Headrests in middle seat group
- Smoke alarm
- Mirror
- Table top hinged
- Lashing rails with eyelets in rear garage
- Winter backrest / ventilated furniture construction

KITCHEN

- Three burner stove with electric stroke ignition for each individual and glass cover
- Fridge 110 ltr. (layout-dependent)
- Drawers with softclose

HEATING

- Heizung Umluft Combi 6 mit Bedienteil CP classic

WATER SUPPLY

- Waste water tank 90 ltr.
- Fresh water tank with filler pipe 100 ltr.
- Cassette toilet
- Foldable laundry rod (shower / toilette room)
- Warm water mixer tap
- High performance tandem submersible pump

GAS/ELECTRICITY SUPPLY

- 230 V electrical socket with RCD and charger
- Gas system 30 mbar
- Gas bottle box (for 2 x 11 kg)
- LED interior lighting
- Reading lights
- Multifunctional panel
- Separate supply battery 95 Ah
- Service door (access to the gas box)
- Power input sidewall

MULTIMEDIA

- Radio preparation including speakers and active antenna DAB-compatible
- Rear view camera with cable and without monitor

LLT

- Under floor with XPS-foam and PU-struts
- High-performance insulation core
- Fibreglass-material floor
- Roof and front / rear section in GRP
- 12-years-tightness-warranty <sup>1)</sup>

SAFETY PACKAGE (SP)

- Safety-package (Emergency Brake, Lane Keeping Warning)
- Totwinkelassistent

Package weight\* +1 kg\*

WINTER PACKAGE CIRCULATING AIR (WPT)

- Ice-ex with monitor (only in combination with DuoControl)
- Heating hot air (with electrical cartridge heater)
- DuoControl with Crash Sensor
- Carpet for cockpit chained
- Carpet chained for living space
- Hot water floor heating (in combination with hot-air heating)

Package weight\* +23 kg\*

TOURER PACKAGE

- Multifunction steering wheel with control element
- Steering wheel and gear shift in leather model
- Aluminium rims 16"
- Fly-screen door
- Preparation SAT , climate, solar including roof enhancement
- Solar Preparation
- Midi Premium skylight 700 x 500 mm seat group
- Skyroof in T-hub
- Traction+
- Lightning spots in floor area
- Indirect kitchen lighting
- Indirect lightning above and under wall-cupboards
- LED-struts in sleeping area
- Fold-roll-system drivers cab

Package weight\* +41 kg\*

△ Not yet known at the time of publication



INFO\*

The factory installation of optional equipment increases the actual mass of the vehicle and reduces the payload. The additional weight indicated for packages and optional equipment shows the additional weight compared to the standard equipment of the respective model or layout. The total weight of the selected optional equipment must not exceed the manufacturer-specified mass

for optional equipment shown in the model overviews. This is a calculated value for each type and layout that LMC uses to determine the maximum weight available for factory-fitted optional equipment. Detailed information and explanations on the subject of weight can be found in the Legal information section.

TECHNICAL DATA


Basic price ex works including statutory VAT in euros  
plus registration certificate in the amount of 165 euros.

TECHNICAL DATA VEHICLE

|  |
|--|
| Chassis  |
| Total length (cm)  |
| Total width (cm)   |
| Interior roof height max. (cm)                               |
| Total height (cm)  |
| Wheelbase  |
| Licensed seat no. (driver included)*                         |
| Weight in drivable condition (with standard equipment) (kg)* |
| Manufacturer-specified dimensions for optional equipment*    |
| Maximum permissible total weight (kg)*                       |
| Floor, wall, roof thickness (mm)                             |

BED DIMENSIONS/SLEEPING BERTH









|        |
|--------|
| Berths |
| Front  |
| Middle |
| Rear   |
|        |

 INFO\*


The specified mass in running order is a default value defined in the type-approval procedure. Due to manufacturing tolerances, the actual weighed mass in running order may deviate from the value stated above. Deviations of up to ± 5 % of the mass in running order are legally permissible and possible. The permissible range in kilograms is given in brackets after the mass in running order. The manufacturer-specified mass for optional equipment is a calculated value for each type and layout that LMC uses to determine the maximum weight available for factory-fitted optional equipment. The limitation of optional equipment is intended to ensure that the minimum pay-mass, i.e. the legally prescribed free mass for baggage and retrofitted accessories, is actually available for the vehicle load capacity of the vehicles delivered by LMC. The real weight of your vehicle ex works can only be determined when it is weighed at the end of the line. If, in exceptional cases, the

weighing shows that the actual load capacity falls below theminimum pay-mass despite limiting the optional equipment due to a permissible weight deviation, we will check together with your trade partner and you whether we should, for example, increase the load capacity of the vehicle, reduce the number of seats or remove optional equipment before delivering the vehicle. The technically permissible maximum laden mass of the vehicle and the technically permissible maximum mass on the axle must not be exceeded. Detailed information & explanations on the subject of weight and the configuration of the vehicle can be found in the section Legal information. For a more detailed description of all mandatory technical dependencies, please refer to the explanations on the footnotes on the last page.

| T 630               | T 660 G             | T 720               | T 730 G             | H 630               | H 660 G             | H 720               | H 730 G             |
|---------------------|---------------------|---------------------|---------------------|---------------------|---------------------|---------------------|---------------------|
| Citroën Jumper      | Citroën Jumper      | Citroën Jumper      | Citroën Jumper      | Citroën Jumper      | Citroën Jumper      | Citroën Jumper      | Citroën Jumper      |
| 699                 | 699                 | 737                 | 737                 | 699                 | 699                 | 737                 | 737                 |
| 232                 | 232                 | 232                 | 232                 | 232                 | 232                 | 232                 | 232                 |
| 198                 | 198                 | 198                 | 198                 | 198                 | 198                 | 198                 | 198                 |
| 269                 | 269                 | 269                 | 269                 | 287                 | 287                 | 287                 | 287                 |
| 3800                | 4035                | 4035                | 4035                | 3800                | 4035                | 4035                | 4035                |
| 4                   | 4                   | 4                   | 4                   | 4                   | 4                   | 4                   | 4                   |
| 2845 (2703 - 2987)* | 2840 (2698 - 2982)* | 2888 (2744 - 3032)* | 2853 (2710 - 2996)* | 2899 (2754 - 3044)* | 2904 (2759 - 3049)* | 2963 (2815 - 3111)* | 2962 (2814 - 3110)* |
| 320                 | 325                 | 273                 | 308                 | 266                 | 261                 | 198                 | 199                 |
| 3500                | 3500                | 3500                | 3500                | 3500                | 3500                | 3500                | 3500                |
| 40 / 30 / 30        | 40 / 30 / 30        | 40 / 30 / 30        | 40 / 30 / 30        | 40 / 30 / 30        | 40 / 30 / 30        | 40 / 30 / 30        | 40 / 30 / 30        |

|   |   |   |   |   |   |   |   |
|---|---|---|---|---|---|---|---|
| 2 - 3  | 2 - 3  | 2 - 4  | 2 - 4  | 4 - 6  | 3 - 4  | 4 - 6  | 4 - 6  |
| -   | 213 x 110 - 55  | 213 x 90 - 70   | 213 x 90 - 70   | 140 x 200   | 213 x 110 - 55  | 213 x 90 - 70   | 213 x 90 - 70   |
| -   | -   | -   | -   | -   | 200 x 88  | 200 x 140   | 200 x 140   |
| 195 x 130 - 94  | 185 x 88  | 185 x 140   | 202 x 88  | 195 x 130 - 94  | 185 x 88  | 185 x 140   | 202 x 88  |
|   | 200 x 88  |   | 199 x 88  |   | 200 x 88  |   | 199 x 88  |

■ Standard    □ Optional extra    - Not possible    Δ Not yet known at the time of publication

 INFO\*


The specified mass in running order is a default value defined in the type-approval procedure. Due to manufacturing tolerances, the actual weighed mass in running order may deviate from the value stated above. Deviations of up to ± 5 % of the mass in running order are legally permissible and possible. The permissible range in kilograms is given in brackets after the mass in running order. The manufacturer-specified mass for optional equipment is a calculated value for each type and layout that LMC uses to determine the maximum weight available for factory-fitted optional equipment. The limitation of optional equipment is intended to ensure that the minimum pay-mass, i.e. the legally prescribed free mass for baggage and retrofitted accessories, is actually available for the vehicle load capacity of the vehicles delivered by LMC. The real weight of your vehicle ex works can only be determined when it is weighed at the end of the line. If, in exceptional cases, the

weighing shows that the actual load capacity falls below theminimum pay-mass despite limiting the optional equipment due to a permissible weight deviation, we will check together with your trade partner and you whether we should, for example, increase the load capacity of the vehicle, reduce the number of seats or remove optional equipment before delivering the vehicle. The technically permissible maximum laden mass of the vehicle and the technically permissible maximum mass on the axle must not be exceeded. Detailed information & explanations on the subject of weight and the configuration of the vehicle can be found in the section Legal information. For a more detailed description of all mandatory technical dependencies, please refer to the explanations on the footnotes on the last page.



for optional equipment shown in the model overviews. This is a calculated value for each type and layout that LMC uses to determine the maximum weight available for factory-fitted optional equipment. Detailed information and explanations on the subject of weight can be found in the Legal information section.

|   | ORDER NO. | EXTRA WEIGHT |
|---|-----------|--------------|
| <b>KITCHEN</b>  |           |              |
| Folding box   | 10981     | 3            |
| Oven in kitchen unit (runs on gas)                    | 719       | 12           |
| <b>HEATING</b>  |           |              |
| Heating hot air (with electrical cartridge heater)    | 330       | 2            |
| CP Plus Bedienteil für Heizung                        | 6622      | 0.1          |
| <b>WATER SUPPLY</b>                                   |           |              |
| Hinged window washroom (layout-dependent)             | 1868      | 3            |
| Outside shower with mixer tap                         | 6347      | 3            |
| Wooden shower inlay                                   | 1657      | 2            |
| Insulated waste water tank                            | 665       | 5            |
| <b>GAS/ELECTRICITY SUPPLY</b>                         |           |              |
| Battery 95 Ah AGM additionally                        | 1884      | 27           |
| Gas outside plug socket with gate valve               | 11496     | 1            |
| Gas detector  | 321       | 1            |
| Solar panels 2 x 60 Watt                              | 922       | 8            |
| <b>MULTIMEDIA</b>                                     |           |              |
| TV holder for flat screen (to 22")                    | 325       | 1.5          |
| TV-holder for flat screen (to 32")                    | 12677     | 1.5          |
| SAT system Telesat automatic 65 cm <sup>6)</sup>      | 8079      | 9            |
| Double DIN radio with DAB+ without navigationsoftware | 11499     | 3            |
| Double DIN radio with DAB+ with navigationsoftware    | 11500     | 3            |


INFO\*

The factory installation of optional equipment increases the actual mass of the vehicle and reduces the pay-mass. The additional weight indicated for packages and optional equipment shows the additional weight compared to the standard equipment of the respective model or layout. The total weight of the selected optional equipment must not exceed the manufacturer-specified mass

for optional equipment shown in the model overviews. This is a calculated value for each type and layout that LMC uses to determine the maximum weight available for factory-fitted optional equipment. Detailed information and explanations on the subject of weight can be found in the Legal information section.

| T 630                    | T 660 G                  | T 720                    | T 730 G                  | H 630                    | H 660 G                  | H 720                    | H 730 G                  |
|--------------------------|--------------------------|--------------------------|--------------------------|--------------------------|--------------------------|--------------------------|--------------------------|
| <input type="checkbox"/> | <input type="checkbox"/> | <input type="checkbox"/> | <input type="checkbox"/> | <input type="checkbox"/> | <input type="checkbox"/> | <input type="checkbox"/> | <input type="checkbox"/> |
| <input type="checkbox"/> | <input type="checkbox"/> | <input type="checkbox"/> | <input type="checkbox"/> | <input type="checkbox"/> | <input type="checkbox"/> | <input type="checkbox"/> | <input type="checkbox"/> |
|                          |                          |                          |                          |                          |                          |                          |                          |
| <input type="checkbox"/> | <input type="checkbox"/> | <input type="checkbox"/> | <input type="checkbox"/> | <input type="checkbox"/> | <input type="checkbox"/> | <input type="checkbox"/> | <input type="checkbox"/> |
| <input type="checkbox"/> | <input type="checkbox"/> | <input type="checkbox"/> | <input type="checkbox"/> | <input type="checkbox"/> | <input type="checkbox"/> | <input type="checkbox"/> | <input type="checkbox"/> |
|                          |                          |                          |                          |                          |                          |                          |                          |
| <input type="checkbox"/> | -                        | -                        | ■                        | <input type="checkbox"/> | -                        | -                        | ■                        |
| <input type="checkbox"/> | <input type="checkbox"/> | <input type="checkbox"/> | <input type="checkbox"/> | <input type="checkbox"/> | <input type="checkbox"/> | <input type="checkbox"/> | <input type="checkbox"/> |
| <input type="checkbox"/> | <input type="checkbox"/> | -                        | <input type="checkbox"/> | <input type="checkbox"/> | <input type="checkbox"/> | -                        | <input type="checkbox"/> |
| <input type="checkbox"/> | <input type="checkbox"/> | <input type="checkbox"/> | <input type="checkbox"/> | <input type="checkbox"/> | <input type="checkbox"/> | <input type="checkbox"/> | <input type="checkbox"/> |
|                          |                          |                          |                          |                          |                          |                          |                          |
| <input type="checkbox"/> | <input type="checkbox"/> | <input type="checkbox"/> | <input type="checkbox"/> | <input type="checkbox"/> | <input type="checkbox"/> | <input type="checkbox"/> | <input type="checkbox"/> |
| <input type="checkbox"/> | <input type="checkbox"/> | <input type="checkbox"/> | <input type="checkbox"/> | <input type="checkbox"/> | <input type="checkbox"/> | <input type="checkbox"/> | <input type="checkbox"/> |
| <input type="checkbox"/> | <input type="checkbox"/> | <input type="checkbox"/> | <input type="checkbox"/> | <input type="checkbox"/> | <input type="checkbox"/> | <input type="checkbox"/> | <input type="checkbox"/> |
| <input type="checkbox"/> | <input type="checkbox"/> | <input type="checkbox"/> | <input type="checkbox"/> | <input type="checkbox"/> | <input type="checkbox"/> | <input type="checkbox"/> | <input type="checkbox"/> |
|                          |                          |                          |                          |                          |                          |                          |                          |
| <input type="checkbox"/> | <input type="checkbox"/> | <input type="checkbox"/> | <input type="checkbox"/> | <input type="checkbox"/> | <input type="checkbox"/> | <input type="checkbox"/> | <input type="checkbox"/> |
| <input type="checkbox"/> | <input type="checkbox"/> | <input type="checkbox"/> | <input type="checkbox"/> | <input type="checkbox"/> | <input type="checkbox"/> | <input type="checkbox"/> | <input type="checkbox"/> |
| <input type="checkbox"/> | <input type="checkbox"/> | <input type="checkbox"/> | <input type="checkbox"/> | <input type="checkbox"/> | <input type="checkbox"/> | <input type="checkbox"/> | <input type="checkbox"/> |
| <input type="checkbox"/> | <input type="checkbox"/> | <input type="checkbox"/> | <input type="checkbox"/> | <input type="checkbox"/> | <input type="checkbox"/> | <input type="checkbox"/> | <input type="checkbox"/> |
| <input type="checkbox"/> | <input type="checkbox"/> | <input type="checkbox"/> | <input type="checkbox"/> | <input type="checkbox"/> | <input type="checkbox"/> | <input type="checkbox"/> | <input type="checkbox"/> |

■ Standard    ☐ Optional extra    - Not possible    ▲ Not yet known at the time of publication

INFO\*

The factory installation of optional equipment increases the actual mass of the vehicle and reduces the pay-mass. The additional weight indicated for packages and optional equipment shows the additional weight compared to the standard equipment of the respective model or layout. The total weight of the selected optional equipment must not exceed the manufacturer-specified mass

for optional equipment shown in the model overviews. This is a calculated value for each type and layout that LMC uses to determine the maximum weight available for factory-fitted optional equipment. Detailed information and explanations on the subject of weight can be found in the Legal information section.



# LEGAL NOTES

## ON WEIGHT-RELATED INFORMATION

The weight specifications and tests for motorhomes are uniformly regulated throughout the EU in EU Implementing Regulation No. 2021/535 (until June 2022: EU Implementing Regulation No. 1230/2012). We have summarised and explained the key terms and legal requirements from this regulation for you below. Our dealers and the LMC configurator on our website offer you additional assistance in configuring your vehicle.

### 1. Technically permissible maximum laden mass

The technically permissible maximum laden mass of the vehicle (e.g. 3,500 kg) is a mass specification set by the manufacturer which the vehicle must not exceed. Information on the technically permissible maximum laden mass of the model you have chosen can be found in the technical data. If the vehicle exceeds the technically permissible maximum laden mass in everyday driving, this constitutes an administrative offence which may result in a fine.

### 2. Mass in running order

In simple terms, the mass in running order is the basic vehicle with standard equipment plus a legally fixed standard weight of 75 kg for the driver. This essentially includes the following items:

- the unladen weight of the vehicle together with the bodywork, including operating fluids such as greases, oils and coolants;
- the standard equipment, i.e. all equipment items that are included as standard in the factory-fitted scope of delivery;
- the fresh water tank filled to 100 % in driving mode (driving fill according to manufacturer's specifications; 20 litres) and an aluminium gas cylinder filled to 100 % with a weight of 16 kg;
- the fuel tank, which is 90 % full, including fuel;
- the driver, whose weight – regardless of the actual weight – is generally specified as 75 kg in accordance with EU law.

Information on the mass in running order can be found for each model in our sales documents. It is important to note that the value for mass in running order given in the sales documents is a default value determined in the type-approval procedure and verified by the authorities. It is legally permissible and possible for the mass in running order of the vehicle delivered to you to deviate from the nominal value stated in the sales documents. The legally permissible tolerance is  $\pm 5\%$ . In this way, the EU legislator accounts for the fact that certain fluctuations in the mass in running order occur due to variations in the weight of supplied parts as well as due to processes and weather conditions. These weight deviations can be illustrated by means of an example calculation:

- Mass in running order acc. to sales documents: 2,850 kg
- Legally permissible tolerance of  $\pm 5\%$ : 142.50 kg
- Legally permissible range of mass in running order: 2,707.50 kg to 2,992.50 kg

The specific range of permissible weight deviations can be found for each model in the technical data. LMC makes great efforts to reduce weight variations to the minimum that is unavoidable for production reasons. Deviations at the upper and lower end of the range are therefore very rare; however, they cannot be completely ruled out technically, even with all optimisations. The real weight of the vehicle and compliance with the permissible tolerance is therefore checked by LMC by weighing each vehicle at the end of the line.

### 3. Mass of the passengers

The mass of the passengers is set a standard value of 75 kg for each seat provided by the manufacturer, regardless of the actual weight of the passengers. The mass of the driver is already included in the mass in running order (see no. 2 above) and is therefore not included again. In the case of a motorhome with four permitted seats, the mass of the passengers is therefore  $3 \cdot 75 \text{ kg} = 225 \text{ kg}$ .

### 4. Optional equipment and actual mass of the vehicle

Optional equipment (also: additional equipment) includes, according to the legal definition, all optional equipment parts not included in the standard equipment which are fitted to the vehicle under the responsibility of the manufacturer – i.e. ex works – and can be ordered by the customer (e.g. awning, bicycle or motorbike carrier, satellite system, solar system, oven, etc.). Information on the individual or package weights of the optional equipment that can be ordered can be found in our sales documents. Optional equipment in this sense does not include other accessories that are retrofitted by the dealer or you personally after the vehicle has been delivered ex works.

The mass of the vehicle in running order (see no. 2 above) and the mass of the optional equipment fitted to a specific vehicle at the factory are together referred to as the actual mass. You will find the corresponding information for your vehicle after handover under item 13.2 of the Certificate of Conformity (CoC). Please note that this specification also represents a standardised value. Since the mass in running order – as an element of the actual mass – is subject to a legally permissible tolerance of  $\pm 5\%$  (see no. 2), the actual mass may also deviate accordingly from the stated nominal value.

### 5. Pay-mass and minimum pay-mass

The installation of optional equipment is also subject to technical and legal limits: Only so much optional equipment can be ordered and fitted at the factory that sufficient free weight remains for baggage and other accessories (“pay-mass”) without exceeding the technically permissible maximum laden mass. The pay-mass is calculated by subtracting the mass in running order (nominal value according to sales documents, see no. 2 above), mass of the optional equipment and the mass of the passengers (see no. 3 above) from the technically permissible maximum laden mass (see no. 1 above). The EU regulations stipulate a fixed minimum pay-mass for motorhomes, which must remain as a minimum for baggage or other non-factory-fitted accessories. This minimum pay-mass is calculated as follows:

Minimum pay-mass in kg  $\geq 10 \cdot (n + L)$

Where: “n” is the maximum number of passengers plus the driver and “L” is the overall length of the vehicle in metres.

For a motorhome with a length of 6 m and 4 approved seats, the minimum pay-mass is therefore e.g.  $10 \text{ kg} \cdot (4 + 6) = 100 \text{ kg}$ .

To ensure that the minimum pay-mass is maintained, there is a maximum combination of optional equipment that can be ordered for each vehicle model. In the above example with a minimum pay-mass of 100 kg, the total mass of optional equipment for a vehicle with four permitted seats and a mass in running order of 2,850 kg should not exceed 325 kg: 3,500 kg technically permissible maximum laden mass

- 2,850 kg mass in running order
  - $3 \cdot 75 \text{ kg}$  mass of the passengers
  - 100 kg minimum pay-mass
- = 325 kg maximum permissible mass of optional equipment

It is important to note that this calculation is based on the default value for mass in running order as defined in the type-approval procedure, without taking into account the permissible weight deviations for mass in running order (see no. 2 above). If the maximum permissible value for the optional equipment of (in the example) 325 kg is almost or completely exhausted, an upward weight deviation can therefore result in the minimum pay-mass of 100 kg being met mathematically using the default value for the mass in running order, although in fact there is no corresponding load capacity. Here, too, an example calculation for a vehicle with four seats, whose real weighed mass in running order is 2 % above the nominal value:

- 3,500 kg technically permissible maximum laden mass
  - 2,907 kg real weighed mass in running order (+ 2 % compared to the stated value of 2,850 kg)
  - $3 \cdot 75 \text{ kg}$  mass of the passengers
  - 325 kg optional equipment (maximum permissible value)
- = 43 kg actual load capacity (< minimum pay-mass of 100 kg)

LEGAL NOTES

ON WEIGHT-RELATED INFORMATION

In order to avoid such a situation, LMC further reduces the maximum permissible weight of the total optional equipment that can be ordered on a model-specific basis. The limitation of optional equipment is intended to ensure that the minimum pay-mass, i.e. the legally prescribed free mass for baggage and retrofitted accessories, is actually available for the vehicle load capacity of the vehicles delivered by LMC. Since the weight of a specific vehicle can only be determined when it is weighed at the end of the line, in very rare cases a situation may arise in which the minimum pay-mass at the end of the line is not guaranteed, despite this limitation of optional equipment. In order to guarantee the minimum pay-mass even in these cases, LMC will check together with your trade partner and you before delivery of the vehicle whether, for example, the vehicle is loaded up, seats are reduced or optional equipment is removed.

6. Effects of tolerances of the mass in running order on the pay-mass

Regardless of the minimum pay-mass, you should note that unavoidable production-related fluctuations in the mass in running order – both upwards and downwards – have a mirror-image effect on the remaining load capacity: If you order our example vehicle (see no. 3. above), for example, with optional equipment with a total weight of 150 kg, the calculated pay-mass based on the default value for the mass in running order is 275 kg. The load capacity actually available may deviate from this value due to tolerances and may be higher or lower. If the mass in running order of your vehicle is, for example, permissibly 2 % higher than stated in the sales documents, the load capacity is reduced from 275 kg to 218 kg:

3.500 kg technically permissible maximum laden mass  
2.907 kg real weighed mass in running order (+ 2 % compared to the stated value of 2,850 kg)  
3\*75 kg mass of the passengers  
150 kg optional equipment ordered for the specific vehicle  
= 218 kg actual load capacity

As a precaution to ensure that the calculated pay-mass is actually given, you should therefore take the possible and permissible tolerances for the mass in running order into account when configuring your vehicle. We also recommend that you weigh the laden motorhome on a non-automatic scale before each journey and, taking the individual weight of the passengers into account, determine whether the technically permissible maximum laden mass and the technically permissible maximum mass on the axle are observed.

IMPORTANT NOTES

All accessory prices are for factory installation. Additional costs must be expected for subsequent installations. Any change to the factory condition' of your vehicle can lead to an impairment of driving and road safety. Accessories recommended by us, original spare parts are specially developed for your vehicle. Accessories, add-ons, conversions or installation parts not approved by LMC can lead to damage to the vehicle and to impairment of the road safety. Even if an expert opinion, a parts approval or a type approval is available for these parts, there is no presumption for the proper condition of the product. Please understand that no liability can be assumed for damages caused by products not approved by LMC or by non-permitted modifications. We reserve the right to make changes to prices, technical data, facilities and equipment as well as design changes. The information about scope of delivery, appearance and services correspond to the knowledge available at the time of printing. Decorations shown are not included in the scope of delivery. All details correspond to the current status at the time of printing. This is a recommended retail price in EUR based on German retail prices. Prices in other countries may differ due to currency conversion, country-specific equipment, VAT, fees, transport costs and import duties. Your trading partner will be pleased to inform you about the prices, taxes and fees applicable to your country. We reserve the right to make technical changes in design and equipment, deviations in color and errors. Color deviations are partly due to printing or lighting technology. Some illustrations include optional equipment that is subject to an extra charge. All prices are in Euro incl. VAT ex works LMC. With the publication of this price list, the validity of all previously published price lists expires. Valid from 01.08.2022.

FOOTNOTES

- 1) All LMC caravan and motorhome bodies come with a twelve-year water ingress warranty, provided the vehicle is serviced annually by an official LMC partner (service charges apply). Please note that this warranty only applies to motorhomes up to a maximum total mileage of 120,000 km.
- 2) Eco-pack with 140 PS in combination with automatic transmission is mandatory. Special equipment automatic transmission.
- 3) Only in combination with the pop-up roof. Button-on insulating mat in the pop-up roof. Not available in combination with hot water heating.
- 4) With the pop-up roof special equipment, there is no skylight in the washroom. A washroom window is available as an option for fl oor plan T 662 G and V646 G. Also, there is no skylight and/or roof hood Midi Premium. Usage of the pop-up roof in winter is not recommended.
- 5) An optional 5th seat should be taken into account as a regular seat when calculating the minimum payload and passenger mass . To obtain a 5th seat, it must be ensured that the minimum payload is maintained and all other legal mass values are observed. For detailed information, please contact our trading partners
- 6) With roof elements ensure that there is limited space for the mounting.







SEE YOU!

**LMC CARAVAN GMBH & CO. KG** Rudolf-Diesel-Straße 4 D-48336 Sassenberg  
T +49 (0) 2583 / 27-0 E [info@lmc-caravan.de](mailto:info@lmc-caravan.de) H [www.lmc-caravan.de](http://www.lmc-caravan.de)  
Münster (Westf.): HRB 9914 USt-IdNr. 126 733 941 General Managers: Timo Ecke, René Ricken, Bodo Diller

QUALITY. TRUST. AT HOME. **LMC**