



STYLISH AND ELEGANT: LMC EXQUISITE VIP

LMC MODEL YEAR 2023 - PRICELIST EXQUISITE VIP
EN
DATE: AUGUST 2022

QUALITY. TRUST. AT HOME. **LMC**

STANDARD EQUIPMENT AND PACKAGES

CABINE EXTERIOR

- Bottle holder with hydraulic shock absorbers
- Comfort-entrance-door with window
- Front window (layout-dependent)
- Roof and front / rear section in GRP
- Roof hatch with combi-rollos 280 x 280 mm (milky glass)
- Roof hub 400 x 400 mm
- Roof window with baldachin and lighting
- Roofrail
- Shoe hatch in entrance area
- Sidewall hammer finish sheet
- Spare wheel holder in bottle box
- Third breaking light

CABINE INTERIOR

- Carpeting
- Cold foam mattresses for fixed beds
- Mosquito net door
- Pad VIP Leather Alternative ²⁾
- Slatted frames
- Warderobe front with mirror
- Winter backrest

KITCHEN

- Cook with oven
- Drawers with self retraction and softclose
- Fridge/Freezer 190 ltr. / 140 ltr. (layout-dependent)
- Large drawer with cutlery application
- Sink with integrated rubbish bin
- Splash guards

HEATING

- Air circulation system 230 V
- Heating with circulating air installation
- Water preparation for kitchen and bathroom

WATER SUPPLY

- Electrical cassette toilet
- Freshwater tank, 44 ltr.
- Mirror
- Washroom door with household fitting
- Waste water tank, approx. 25 ltr.

GAS/ELECTRICITY SUPPLY

- 12 V lighting with 400 W transformer
- Antenna cable preparation incl. TV-acess-can
- Central electrical supply
- Hydraulic lift for fixed beds
- LED awning lighting with rain drain
- Reading spotlights in seating area
- Smoke alarm
- Switcher / Sockets in brilliant black
- TV holder
- Winterised wall ventilation

AUTARCHY PACKAGE HOT-AIR HEATING (APU)

- 12 V ventilation system
- Battery 95 AH AGM
- Accu
- Voltage indicator for battery
- 12 V main switch

Package weight* +35.5 kg*

WINTER PACKAGE HOT WATER HEATING (WPW)

- Double floor (bed and sitting hutches)
- DuoControl with crash sensor
- Eis EX with monitor (only in combination with DuoControl)
- Warm water heating
- Winter cover for fridge ventilation outlet
- Inside waste water drainage with isolated valve

Package weight* +90 kg*

⚠ Not yet known at the time of publication





TECHNICAL DATA

TECHNICAL DATA VEHICLE

Total length (cm)
Exterior length (cm)
Interior length (cm)
Total width (cm)
Interior roof height max. (cm)
Total height (cm)
Weight in drivable condition (with standard equipment) (kg)* ¹⁾
Payload standard/maximum load (kg)
Maximum permissible total weight (kg)*
Floor, wall, roof thickness (mm)
Awning size (cm)

BED DIMENSIONS/SLEEPING BERTH

Berths
Front
Middle
Rear

595	655	685	695
843	903	957	949
726	784	835	829
645	703	754	748
252	252	252	252
195	195	195	195
257	257	257	257
1651	1859	1931	1931
149	341	269	269
1800	2200	2200	2200
40 / 30 / 30	40 / 30 / 30	40 / 30 / 30	40 / 30 / 30
1106	1175	1215	1209
2 - 4 	2 - 5 	2 - 5 	2 - 5 
200 x 149	200 x 149	221 x 151 - 161	200 x 149
-	180 x 77	180 x 77	180 x 77
221 x 141 - 161	221 x 151 - 161	200 x 149	221 x 151 - 161

OPTIONAL EQUIPMENT

	ORDER NO.	EXTRA WEIGHT
AUFLASTUNGEN		
Maximum chassis weight 2.000 kg / 2.000 kg Chassis	6351	0
Maximum chassis weight 2.300 kg / 2.500 kg Chassis	496	0
Maximum chassis weight 2.400 kg / 2.500 kg Chassis	496	0
Maximum chassis weight 2.500 kg / 2.500 kg Chassis	496	0
CABINE EXTERIOR		
Reinforced roof incl. preparation for air conditioning	6402	3.5
Roof air conditioning	6512	40
HEATING		
230 V auxiliary heating	6361	2

595	655	685	695
<input type="checkbox"/>	-	-	-
-	<input type="checkbox"/>	<input type="checkbox"/>	<input type="checkbox"/>
-	<input type="checkbox"/>	<input type="checkbox"/>	<input type="checkbox"/>
-	<input type="checkbox"/>	<input type="checkbox"/>	<input type="checkbox"/>
<input type="checkbox"/>	<input type="checkbox"/>	<input type="checkbox"/>	<input type="checkbox"/>
<input type="checkbox"/>	<input type="checkbox"/>	<input type="checkbox"/>	<input type="checkbox"/>
<input type="checkbox"/>	<input type="checkbox"/>	<input type="checkbox"/>	<input type="checkbox"/>



IMPORTANT NOTES

All accessory prices are for factory installation. Additional costs must be expected for subsequent installations. Any change to the factory condition' of your vehicle can lead to an impairment of driving and road safety. Accessories recommended by us, original spare parts are specially developed for your vehicle. Accessories, add-ons, conversions or installation parts not approved by LMC can lead to damage to the vehicle and to impairment of the road safety. Even if an expert opinion, a parts approval or a type approval is available for these parts, there is no presumption for the proper condition of the product. Please understand that no liability can be assumed for damages caused by products not approved by LMC or by non-permitted modifications.

We reserve the right to make changes to prices, technical data, facilities and equipment as well as design changes. The information about scope of delivery, appearance and services correspond to the knowledge available at the time of printing. Decorations shown are not included in the scope of delivery. All details correspond to the current status at the time of printing. The stated mass in running order is a standard value specified in the type approval procedure. Due to manufacturing tolerances, the actual weighed mass in running order may deviate from the value stated above. Deviations of up to $\pm 5\%$ of the mass in running order are legally permissible and possible. The technically permissible total mass of the vehicle and the technically permissible total mass on the axle must not be exceeded. This is a recommended retail price in EUR based on German retail prices. Prices in other countries may differ due to currency conversion, country-specific equipment, VAT, fees, transport costs and import duties. Your trading partner will be pleased to inform you about the prices, taxes and fees applicable to your country.

We reserve the right to make technical changes in design and equipment, deviations in color and errors. Color deviations are partly due to printing or lighting technology. Some illustrations include optional equipment that is subject to an extra charge.

All prices are in Euro incl. VAT ex works LMC.

With the publication of this price list, the validity of all previously published price lists expires. Valid from 01.08.2022.

FOOTNOTES

- 1) This weight includes the standard design dimensions according to manufacturer information: Liquid, such as fresh water, gas (aluminium bottles) at 100 % and cable drums, without optional extras. This corresponds to a weight of approx. 33 kg (Sassino), 36 kg (Style, Style Lift and Vivo) and 40 kg (Musica).
- 2) All LMC caravan and motorhome bodies come with a twelve-year water ingress warranty, provided the vehicle is serviced annually by an official LMC partner (service charges apply). Please note that this warranty only applies to motorhomes up to a maximum total mileage of 120,000 km.

*For detailed notes & explanations on weight issues and vehicle configuration, please refer to the General Notes section.



SEE YOU!

LMC CARAVAN GMBH & CO. KG Rudolf-Diesel-Straße 4 D-48336 Sassenberg

T +49 (0) 2583 / 27-0 **E** info@lmc-caravan.de **H** www.lmc-caravan.de

Münster (Westf.): HRB 9914 USt-IdNr. 126 733 941 General Managers: Timo Ecke, René Ricken, Bodo Diller

QUALITY. TRUST. AT HOME. **LMC**