

Status August 2025

# 70 YEARS OF LMC SPECIAL MODELS

LMC MODEL YEAR 2026  
PRICELIST SPECIAL MODELS  
EN

**LMC** 70  
YEARS

# IMPORTANT INFORMATION

## REGARDING THE SELECTION OF YOUR CARAVAN

When purchasing a caravan, it is especially important to select not only an appealing design, but also the right layout. Weight also plays an essential role here. Family, friends, optional equipment, accessories, and baggage – there should be enough space for all of this. At the same time, there are legal and technical limits for configuration and loading. Each caravan is designed for a certain weight which must not be exceeded during travel. This raises a question for caravan buyers: How should I configure my vehicle to accommodate baggage and accessories according to my needs without causing the vehicle to exceed this maximum weight? To help you make this decision, we have provided you some information below that is particularly important when selecting your vehicle from our product range:

### 1. The technically permissible maximum laden mass...

... is a value specified by the manufacturer which the vehicle must not exceed. Based on the layout, [brand] specifies an upper limit for the vehicle, which can vary from layout to layout (e.g. 1,600 kg, 1,700 kg). You will find the corresponding specification for each layout in the technical data.

#### SASSINO TECHNICAL INFO

SASSINO
Price <sup>a)</sup>
Total length
Exterior length
Interior length
Total width
Interior roof height max.
Total height
Weight in drivable condition (with standard equipment)*
Manufacturer-specified dimensions for optional equipment*
Maximum permissible total weight*
Floor, wall, roof thickness
Awning size
Berths standard / max.
Front
Middle
Rear

### 2. The mass in running order...

... consists – to put it simply – of the basic vehicle with standard equipment. It is legally permissible and possible for the mass in running order of your vehicle to deviate from the nominal value specified in the sales documents. The permissible tolerance is ± 5%. The permissible range in kilograms is stated in parentheses after the mass in running order. In order to provide you with full transparency regarding possible weight deviations, [brand] weighs each vehicle at the end of the line and informs your trading partner of the weighing result of your vehicle for forwarding to you.

**For detailed explanations of the mass in running order and the effect of tolerances on the minimum payload and the payload , please refer to the “Legal notes” section.**

### 3. The standard sleeping berths...

... are specified by the manufacturer and shown in the sales documents. The number of sleeping berths can be increased (e.g. 3-person bunk bed) or, if required, reduced (e.g. sideboard instead of seating group) by selecting optional equipment.

4. The mass for optional equipment specified by the manufacturer...

... is a value set for each layout by LMC for the maximum mass of optional equipment that can be ordered. This limit is intended to ensure that the minimum payload, i.e. the legally required free mass for baggage and retrofitted accessories, is actually available for the load capacity of the vehicles delivered by LMC. If, in exceptional cases, the weighing at the end of the line nevertheless shows that the actual load capacity falls short of the minimum payload due to a permissible weight deviation, we will check together with your trading partner and you whether we should, for example, increase the load capacity of the vehicle or remove optional equipment before delivering the vehicle.

For detailed explanations of the effects of the tolerances on the minimum payload and the payload, please refer to the “Legal notes” section.

SASSINO  
TECHNICAL INFO

SASSINO
Price <sup>*)</sup>
Total length
Exterior length
Interior length
Total width
Interior roof height max.
Total height
Weight in drivable condition (with standard equipment)*
Manufacturer-specified dimensions for optional equipment*
Maximum permissible total weight*
Floor, wall, roof thickness
Awning size
Berths standard / max.
Front
Middle
Rear

OPTIONAL EXTRAS

	PRICE	ADDITIONAL WEIGHT*
CHASSIS		
Aluminum rims, single axle	600,-	1
Aluminum rims, single axle 17" black glossy	790,-	Δ
Tow bar cover	205,-	4

5. The additional weight of optional equipment and packages...

... increases the actual mass of the vehicle (= mass in running order plus selected optional equipment) and reduces the payload. The specified value shows the additional weight compared to the standard equipment of the respective layout. The total weight of the selected packages and optional equipment must not exceed the mass for optional equipment specified by the manufacturer.

SHOWER PACKAGE	PRICE €
Shower fitting	
Shower curtain	
Wooden shower inlay	
Shower basin	
Package price	860,-
Package price	695,-
You save	165,-
Additional weight*	6

STYLE 70 YEARS  
TECHNICAL INFO



STYLE 70 YEARS

453 D

493 K

Price <sup>a)</sup>	€	€24,690.-	€24,490.-
Total length	cm	735	716
Exterior length	cm	613	588
Interior length	cm	546	521
Total width	cm	233 <sup>1)</sup>	233 <sup>1)</sup>
Interior roof height max.	cm	198	198
Total height	cm	261 <sup>1)</sup>	261 <sup>1)</sup>
Weight in drivable condition (with standard equipment)*	kg	1171 (1112 - 1230)* <sup>2)</sup>	1163 (1105 - 1221)* <sup>2)</sup>
Manufacturer-specified dimensions for optional equipment*	kg	47	48
Maximum permissible total weight*	kg	1360	1360
Floor, wall, roof thickness	mm	40 / 30 / 30	40 / 30 / 30
Awning size	cm	1015	990
Berths standard / max.		4 / 6 ○	5 / 8 ○
Front	cm	200 x 146	208 x 135
Middle	cm		194 x 86
Rear	cm	212 x 102 - 132	212 - 208 x 81 - 74
Bunk bed	cm	234 x 133 ○	234 x 133 ○

○ Optional equipment   — Not possible   ● Standard equipment   ▲ Not known at the time of publication



The specified mass in running order is a default value defined in the type-approval procedure. Due to manufacturing tolerances, the actual weighed mass in running order may deviate from the value stated above. Deviations of up to ± 5 % of the mass in running order are legally permissible and possible. The permissible range in kilograms is given in brackets after the mass in running order. The manufacturer-specified mass for optional equipment is a calculated value for each type and layout that LMC uses to determine the maximum weight available for factory-fitted optional equipment. The limitation of optional equipment is intended to ensure that the minimum pay-mass, i.e. the legally prescribed free mass for baggage and retrofitted accessories, is actually available for the vehicle load capacity of the vehicles delivered by LMC. The real weight of your vehicle ex works can only be determined when it is weighed at the

end of the line. If, in exceptional cases, the weighing shows that the actual load capacity falls below the minimum pay-mass despite limiting the optional equipment due to a permissible weight deviation, we will check together with your trade partner and you whether we should, for example, increase the load capacity of the vehicle, reduce the number of seats or remove optional equipment before delivering the vehicle. The technically permissible maximum laden mass of the vehicle and the technically permissible maximum mass on the axle must not be exceeded. Detailed information & explanations on the subject of weight and the configuration of the vehicle can be found in the section Legal information. For a more detailed description of all mandatory technical dependencies, please refer to the explanations on the footnotes on the last page.

## STANDARD EQUIPMENT

453 D  
493 K

### CHASSIS

Premium-Chassis	●	●
Diagonal swing axle	●	●
Anti-sway coupling	●	●
Wheel shock absorbers	●	●
Breakdown kit	●	●

### CABINE EXTERIOR

hinged window incl. blackout blind and insect screen	●	●
Service flap 750 x 300 mm front passenger side	●	—
Service flap 1,000 x 420 mm front passenger side	—	●
Rear hinged window 1,450 x 520 mm incl. blackout blind and insect screen	●	—
Third breaking light	●	●
Sidewall hammer finish sheet	●	●
Roof hood clear glass 400 x 400 mm (sleeping) incl. blackout blind and insect screen	●	●
Automotive tail light	●	●
Rear hinged window 900 x 520 mm incl. blackout blind and insect screen	—	●
Roof hood 280 x 280 mm (bathroom) incl. insect screen	●	●
Roof hood clear glass 280 x 280 mm (children's room) incl. blackout blind and insect screen	—	●
Roof hood clear glass 400 x 400 mm (living area) incl. blackout blind and insect screen	●	●
Bottle crate lid with gas strut	●	●

### CABINE INTERIOR

Vanity unit with door	●	●
Mirror in the bathroom	●	●
Coat hooks	●	●
Storage cupboard	●	●
Furniture construction and ventilated upholstery and mattresses for optimum air circulation	●	●
Cold foam mattress 80mm in bunk beds incl. slatted frame	—	●
Gas pressure regulators on the slatted frames of the fixed beds	●	●
Cold foam mattress 100mm in single and double beds incl. slatted frame	●	●
Bunk beds (load capacity 80 kg) each with its own window	—	●

### KITCHEN

Compressor refrigerator 131.5 l with ice compartment	●	●
Drawers with self retraction and softclose	●	●
Drawer with cutlery application	●	●
Three-burner hob with integrated sink split and glass cover	●	●

### WATER SUPPLY

Freshwater tank with filler pipe, 44 ltr.	●	●
Modern bathroom sink	●	●
Cassette toilet	●	●
Central waste water drainage	●	●

### MULTIMEDIA

LMC Home ready	●	●
----------------	---	---

### GAS/ELECTRICITY SUPPLY

Power input sidewall	●	●
Gas bottle box (for 2 x 11 kg)	●	●
Gas regulator 30 mbar with gas hose (with country-specific adapter)	●	●
Smoke alarm	●	●
Reading lights	●	●
LED interior lighting	●	●
400 W transformer	●	●

STANDARD EQUIPMENT

CEE external connection for 230 V with RCD and charger

453 D  
493 K

HEATING

Gas heating 3 kW

● ●

LONG LIFE TECHNOLOGY

12-years-tightness-warranty

● ●

Roof and front / rear section in GRP

● ●

Underbody with high-performance XPS foam and GRP

● ●

PACKS STYLE 70 YEARS

STYLE 70 YEARS PACKAGE	PRICE €
70 years of special stickers	
Shiny black alloy wheels with summer tires	
Insect screen door in superstructure door	
Upholstery Dacit 70 year edition	
Stability supports incl. plate feet	
Therme for hot water supply 5 l (hot water mixer tap included)	
Air circulation system for gas heating	
Preparation for air conditioning incl. roof reinforcement	
Illuminated edge strip	
Load increase to 1800 kg technically permissible total mass	
Holding tank 25 ltr. with wheels	
Package price (incl. VAT)	
Additional weight (kg)*	65

SHOWER PACKAGE	PRICE €
Shower fitting	
Shower curtain	
Wooden shower inlay	
Shower basin	
Package price (incl. VAT)	590,-
Additional weight (kg)*	8

LMC HOME SENSOR PACKAGE	PRICE €
Gas level sensor	
Support wheel with support load sensor	
Tire pressure sensors	
LMC Home	
Level sensor for fresh and waste water tank	
Package price (incl. VAT)	790,-
Additional weight (kg)*	4

AUTARCHY PACKAGE HOT-AIR HEATING	PRICE €
12 V ventilation system	
Battery 95 AH AGM	
Accu	
Voltage indicator for battery	
12 V main switch	
Package price (incl. VAT)	1.090,-
Additional weight (kg)*	32.5



INFO\*

The factory installation of optional equipment increases the actual mass of the vehicle and reduces the pay-mass. The additional weight indicated for packages and optional equipment shows the additional weight compared to the standard equipment of the respective model or layout. The total weight of the selected optional equipment must not exceed the manufacturer-specified mass for optional equipment

shown in the model overviews. This is a calculated value for each type and layout that LMC uses to determine the maximum weight available for factory-fitted optional equipment. Detailed information and explanations on the subject of weight can be found in the Legal information section.



STYLE 70 YEARS PACKAGE

PRICE €

- 70 years of special stickers
- Shiny black alloy wheels with summer tires
- Insect screen door in superstructure door
- Upholstery Dacit 70 year edition
- Stability supports incl. plate feet
- Therme for hot water supply 5 l (hot water mixer tap included)
- Air circulation system for gas heating
- Preparation for air conditioning incl. roof reinforcement
- Illuminated edge strip
- Upweighting to 1700 kg technically permissible total mass
- Holding tank 25 ltr. with wheels

Package price (incl. VAT)

Additional weight (kg)\*

65

△ Not known at the time of publication



The factory installation of optional equipment increases the actual mass of the vehicle and reduces the pay-mass. The additional weight indicated for packages and optional equipment shows the additional weight compared to the standard equipment of the respective model or layout. The total weight of the selected optional equipment must not exceed the manufacturer-specified mass for optional equipment


shown in the model overviews. This is a calculated value for each type and layout that LMC uses to determine the maximum weight available for factory-fitted optional equipment. Detailed information and explanations on the subject of weight can be found in the Legal information section.



OPTIONAL EXTRAS

	PRICE	ADDITIONAL WEIGHT (KG)*	453 D	493 K
CHASSIS				
Mover single axle (only in connection with autarchy package)	2.990,-	34	○	○
anti-skid system	1.020,-	5.5	○	○
PAYLOAD UPGRADE				
Maximum chassis weight 1.800 kg / 1.800 kg Chassis		6	◆	—
Maximum chassis weight 1.700 kg / 1.700 kg Chassis		6	—	◆
CABINE EXTERIOR				
Roof air conditioning (cooling and heating)	2.380,-	35	○	○
Sliding window (kitchen) incl. blackout blind and insect screen	260,-	3	○	○
Service flap 750 x 300 mm front driver's side	250,-	3	○	—
Service flap 750 x 300 mm rear passenger side	260,-	3	○	—
Hinged bathroom window (frosted glass) incl. blackout blind and insect screen	270,-	2	○	○
Opening window bow 900 x 520 mm incl. blackout blind and insect screen	600,-	3	○	—
Opening window bow 1,589 x 580 mm incl. blackout blind and insect screen	550,-	12.5	—	○
Pop-up roof	4.990,-	120	○	○
Winterisolation for pop-up roof	425,-	2	○	○
CABINE INTERIOR				
Premium mattress 130mm incl. slatted base frame	390,-	10	○	○
3-seater bunk bed (load capacity 80 kg), each with its own window	790,-	21	○	○
GAS/ELECTRICITY SUPPLY				
Exterior socket 230 V / 12 V / TV and gas	390,-	1	○	○
DuoControl with crash sensor	280,-	7	○	○
Gas detector	280,-	0.5	○	○
HEATING				
Electric auxiliary heater 2 kW	545,-	2	○	○
Electrical floor heating 230 V	745,-	2	○	○

○ Optional equipment   — Not possible   ● Standard equipment   ▲ Not known at the time of publication

 INFO\*

The factory installation of optional equipment increases the actual mass of the vehicle and reduces the pay-mass. The additional weight indicated for packages and optional equipment shows the additional weight compared to the standard equipment of the respective model or layout. The total weight of the selected optional equipment must not exceed the manufacturer-specified mass for optional equipment

shown in the model overviews. This is a calculated value for each type and layout that LMC uses to determine the maximum weight available for factory-fitted optional equipment. Detailed information and explanations on the subject of weight can be found in the Legal information section.

# LEGAL NOTES

## ON WEIGHT-RELATED INFORMATION

The weight specifications and tests for caravans are regulated uniformly throughout the EU in EU Implementing Regulation No. 2021/535 (until June 2022: EU Regulation No. 1230/2012). We have summarized and explained the essential terminology and legal requirements from this regulation for you below. Our dealers and the LMC configurator on our website are there to give you additional assistance in configuring your vehicle.

### 1. Technically permissible maximum laden mass

The technically permissible maximum laden mass of the vehicle (e.g. 2,000 kg) is a mass specification defined by the manufacturer that the vehicle must not exceed. You can find information on the technically permissible maximum laden mass of the model you have selected in the technical data. Driving the vehicle even if it exceeds the technically permissible maximum laden mass constitutes an administrative offense that may result in a fine.

### 2. Mass in running order

In simple terms, the mass in running order is the basic vehicle with standard equipment. This essentially includes the following items:

- the unladen weight of the vehicle together with the bodywork, including operating fluids
- the standard equipment, i.e. all equipment and standard fittings included when the vehicle leaves the factory
- the 100% filled water tank or driving tank according to the manufacturer's specifications and a 100% filled aluminum gas cylinder

You can find information on the mass in running order for each model in our sales documents. It is important to note that the value specified in the sales documents for the mass in running order is a standard value determined in the type approval process and verified by the authorities. It is legally permissible and possible for the mass in running order of the vehicle delivered to you to deviate from the nominal value specified in the sales documents. The legally permissible tolerance is  $\pm 5\%$ . This allows EU legislation to account for the occurrence of certain fluctuations in the mass in running order due to weight fluctuations in components supplied by third-party suppliers as well as process and weather-related factors. These weight deviations can be illustrated using the following example calculation:

- Mass in running order according to sales documents: 1,600 kg
- Legally permissible tolerance of  $\pm 5\%$ : 80 kg
- Legally permissible range of mass in running order: 1,520 kg to 1,680 kg

The specific range of permissible weight deviations can be found in the technical data for each model. LMC makes great efforts to reduce weight variations to the minimum level that is unavoidable for production reasons. Deviations at the upper and lower ends of the range are therefore very rare; however, they cannot be completely ruled out technically, even after carrying out all possible optimization measures. For this reason, LMC checks the actual weight of the vehicle and compliance with the permissible tolerance by weighing each vehicle at the end of the line.

### 3. Optional equipment and actual mass

According to the legal definition, optional equipment (also including special or additional equipment) includes all optional equipment parts not included with the standard equipment that are fitted to the vehicle under the responsibility of the manufacturer – i.e. at the factory – and can be ordered by the customer (e.g. awning, smooth panel, Alde heating system, oven, etc.). For information on the individual or package weights of the optional equipment that can be ordered, please refer to our sales documents. In this meaning, optional equipment does not include other accessories that are retrofitted by you or your dealer personally after the vehicle has been delivered from the factory.

The mass of the vehicle in running order (see no. 2 above) and the mass of the optional equipment installed on a specific vehicle at the factory are together referred to as the actual mass. You will find the corresponding information for your vehicle after handover under item 13.2 of the Certificate of Conformity (CoC). Please note that this information also represents a standardized value. Since the mass in running order – as an element of the actual mass – is subject to a legally permissible tolerance of  $\pm 5\%$  (see no. 2), the actual mass may also deviate accordingly from the specified nominal value.

### 4. Payload and minimum payload

The installation of optional equipment is also subject to technical and legal limits: It is only permissible to order an amount of optional equipment for installation at the factory that will leave sufficient free weight for baggage and other accessories (i.e. "payload") without exceeding the technically permissible maximum laden mass. The payload is obtained by deducting the mass in running order (nominal value according to sales documents; see no. 2 above) and the mass of the optional equipment from the technically permissible maximum laden mass (see no. 1 above). The EU regulations stipulate a fixed minimum payload for caravans that must remain as a minimum for baggage or other accessories not installed at the factory. This minimum payload is calculated as follows:

Minimum payload in kg  $\geq 10 * (n + L)$

where "n" = maximum number of sleeping berths and "L" = total length of the vehicle body (without drawbar).

The maximum number of sleeping berths corresponds to the actual configured sleeping berths of the individual vehicle.

For a caravan with 6 designated sleeping berths and a total length of the vehicle body of 7 m, the minimum payload is calculated as follows:  $10 \text{ kg} * (6 + 7) = 130 \text{ kg}$ .

To ensure that the minimum payload is maintained, there is a maximum combination of optional equipment that can be ordered for each vehicle model. In the above example with a minimum payload of 130 kg, the total mass of the optional equipment for a vehicle with 6 designated sleeping berths and a mass in running order of 1,750 kg should not exceed 120 kg:

2.000 kg technically permissible maximum laden mass  
- 1.750 kg mass in running order  
- 130 kg minimum payload  
= 120 kg maximum permissible mass for optional equipment

It is important to note that this calculation is based on the standard value for the mass in running order specified in the type approval procedure and does not account for permissible weight deviations for the mass in running order (see no. 2 above).

If the maximum permissible value of 120 kg for the optional equipment is nearly or fully exhausted in this example and the standard value of the mass in running order is applied, it is possible for the minimum payload of 130 kg to be complied with mathematically in the event of an upward weight deviation even if the vehicle has no load capacity. Here is another example calculation for a vehicle with 6 sleeping berths whose actual weighed mass in running order is 2% above the nominal value:

2.000 kg technically permissible maximum laden mass  
- 1.785 kg actual weighed mass in running order (in the example: 2% higher than the specified value of 1,750 kg)  
- 120 kg optional equipment (maximum permissible value)  
= 95 kg actual load capacity (< minimum pay-mass of 130 kg)

To avoid such a situation, LMC further reduces the maximum permissible weight of the total optional equipment that can be ordered depending on the specific model.

The limitation of optional equipment is intended to ensure that the minimum payload, i.e. the legally prescribed free mass for baggage and retrofitted accessories, is actually available for the load capacity of the vehicles delivered by LMC. Since the weight of a specific vehicle can only be determined when it is weighed at the end of the line, in very rare cases a situation may arise in which the minimum payload is not guaranteed at the end of the line despite this limitation of optional equipment. In order to guarantee the minimum payload even in these cases, LMC will check together with your trading partner and you before delivery of the vehicle whether, for example, the load capacity of your vehicle is to be increased or optional equipment removed.

## **5. Effects of tolerances of the mass in running order on the remaining load capacity**

Irrespective of the minimum payload, you should bear in mind that unavoidable production-related fluctuations in the mass in running order – both upwards and downwards – have a corresponding effect on the remaining load capacity: If, for example, you order our example vehicle with optional equipment with a total weight of 90 kg, the calculated payload based on the standard value for the mass in running order is 160 kg. The load capacity actually available may deviate upwards or downwards from this value due to tolerances. If the mass of your vehicle in running order is approximately 2% higher than specified in the sales documents, the load capacity is reduced from 160 kg to 125 kg:

2.000 kg technically permissible maximum laden mass  
1.785 kg actual weighed mass in running order (in the example: 2% higher than the specified value of 1,750 kg)  
90 kg ordered optional equipment of the specific vehicle  
= 125 kg actual load capacity

In order to ensure that the calculated payload is actually adhered to, you should therefore take the possible and permissible tolerances for the mass in running order into account as a precaution when configuring your vehicle. We also recommend weighing the loaded caravan on a scale before each journey to check whether the technically permissible total weight is adhered to. In addition, we recommend checking the actual drawbar load of the loaded vehicle. This must not be higher than the max. drawbar load of the towing vehicle. Furthermore, the technically permissible maximum laden mass of the vehicle combination must be observed when loaded, i.e. the maximum mass of the combination of your motor vehicle and your caravan.

# IMPORTANT INFORMATION

## REGARDING THE SELECTION OF YOUR MOTORHOME

When buying a motorhome, camper van or urban vehicle (hereafter: motorhome), it is particularly important to choose the right layout and an appealing design. In addition, weight also plays an essential role. Family, friends, optional equipment, accessories and baggage – space must be available for all of these. At the same time, there are legal and technical limits to the configuration and load. Every motorhome is designed for a certain weight, which may not be exceeded during driving. For motorhome buyers, this raises the question: How should I configure my vehicle to accommodate passengers, baggage and accessories according to my needs without the vehicle exceeding this maximum weight? In order to make this decision easier for you, we provide you below with a few tips that are particularly important when selecting your vehicle from our portfolio:

### 1. The technically permissible maximum laden mass...

... is a value set by the manufacturer which the vehicle may not exceed. LMC specifies a layout-related upper limit for the vehicle, which can vary from layout to layout (e.g. 3,500 kg, 4,400 kg). You can find the corresponding specification for each layout in the technical data.

#### CRUISER TECHNICAL INFO

##### CRUISER

##### Price <sup>\*)</sup>

Total length

Total width

Interior roof height max.

Total height

Wheelbase

Licensed seat no. (driver included)\*

Weight in drivable condition (with standard equipment)\*

Manufacturer-specified dimensions for optional equipment\*

Maximum permissible total weight\*

Floor, wall, roof thickness

Berths standard / max.

Front

Rear

Bunk bed

### 2. The mass in running order...

... consists – to put it simply – of the basic vehicle with standard equipment plus a standard weight of 75 kg for the driver. It is legally permissible and possible for the mass in running order of your vehicle to deviate from the nominal value stated in the sales documents. The permissible tolerance is  $\pm 5\%$ . The permissible range in kilograms is given in brackets after the mass in running order. In order to provide you with full transparency regarding possible weight deviations, LMC weighs each vehicle at the end of the line and informs your trade partner of your vehicle's weighing result for forwarding to you.

**Detailed explanations on the subject of mass in running order can be found in the “Legal Information” section.**

### 3. The permitted number of seats (including driver)...

... is determined by the manufacturer in what is referred to as the type-approval procedure. This results in what is referred to as the mass of the passengers. For this, a standard weight of 75 kg per passenger (without driver) is calculated.

**Detailed explanations on the subject of mass of the passengers can be found in the “Legal Information” section.**

4. The manufacturer-specified mass for optional equipment...

... is a value set by LMC per layout for the maximum mass of optional equipment that can be ordered. This limit is intended to ensure that the minimum pay-mass, i.e. the legally prescribed free mass for baggage and retrofitted accessories, is actually available for the vehicle load capacity of the vehicles delivered by LMC. If, in exceptional cases, the weighing at the end of the line nevertheless shows that the actual load capacity falls short of the minimum pay-mass due to a permissible weight deviation, we will check together with your trade partner and you whether we should, for example, increase the load capacity of the vehicle, reduce the number of seats or remove optional equipment before delivering the vehicle.

Detailed explanations on the subject of the effects of the tolerances on the minimum pay-mass and the payload can be found in the “Legal Information” section.

CRUISER  
TECHNICAL INFO

CRUISER	
Price <sup>a)</sup>	
Total length	
Total width	
Interior roof height max.	
Total height	
Wheelbase	
Licensed seat no. (driver included)*	
Weight in drivable condition (with standard equipment)*	
Manufacturer-specified dimensions for optional equipment*	
Maximum permissible total weight*	
Floor, wall, roof thickness	
Berths standard / max.	
Front	
Rear	
Bunk bed	

OPTIONAL EXTRAS

	PRICE	ADDITIONAL WEIGHT*
CHASSIS, LOAD AND ENGINE		
Ducato 35 2.2 ltr. MJT - 3500 kg (132 kw/180 HP)	5.980,-	16.5
Ducato 40 2.2 ltr. MJT - 4000 kg (103 kw/140 HP)	2.960,-	40
Ducato 40 2.2 ltr. MJT - 4000 kg (130 kw/178 HP)	8.210,-	56.5
Air conditioning cab	1.195,-	18
WINTER PACKAGE HOT WATER		
Ice-ex with monitor (only in combination with DuoControl)		
Winter cover for fridge ventiation outlet		
DuoControl with Crash Sensor		
Warm water heating		
Heating hot water in conjunction with recuperator		
Package price		5.795,-
Package price		4.990,-
You save		805,-
Additional weight*		39

5. The additional weight of optional equipment and packages...

... increases the actual mass of the vehicle (= mass in running order plus selected optional equipment) and reduces the pay-mass. The specified value shows the additional weight compared to the standard equipment of the respective layout. The total weight of the selected packages and optional equipment must not exceed the manufacturer-specified mass for optional equipment.

# INNOVAN (FIAT) 70 YEARS

## TECHNICAL INFO



INNOVAN (FIAT) 70 YEARS

603

Price <sup>a)</sup>	€	€55,990.-
Chassis		Fiat Ducato
Total length	cm	599
Total width	cm	209 <sup>3)</sup>
Interior roof height max.	cm	190
Total height	cm	261 <sup>3)</sup>
Wheelbase	mm	4035
Licensed seat no. (driver included)*		4
Weight in drivable condition (with standard equipment)*	kg	2791 (2651 - 2931)*
Manufacturer-specified dimensions for optional equipment*	kg	354
Maximum permissible total weight*	kg	3500
Berths standard / max.		2 / 5 ○
Front	cm	185 x 105 - 88 ○
Rear	cm	196 x 157 - 148
Bunk bed	cm	208 x 143 ○

○ Optional equipment   — Not possible   ● Standard equipment   ▲ Not known at the time of publication



The specified mass in running order is a default value defined in the type-approval procedure. Due to manufacturing tolerances, the actual weighed mass in running order may deviate from the value stated above. Deviations of up to ± 5 % of the mass in running order are legally permissible and possible. The permissible range in kilograms is given in brackets after the mass in running order. The manufacturer-specified mass for optional equipment is a calculated value for each type and layout that LMC uses to determine the maximum weight available for factory-fitted optional equipment. The limitation of optional equipment is intended to ensure that the minimum pay-mass, i.e. the legally prescribed free mass for baggage and retrofitted accessories, is actually available for the vehicle load capacity of the vehicles delivered by LMC. The real weight of your vehicle ex works can only be determined when it is weighed at the

end of the line. If, in exceptional cases, the weighing shows that the actual load capacity falls below the minimum pay-mass despite limiting the optional equipment due to a permissible weight deviation, we will check together with your trade partner and you whether we should, for example, increase the load capacity of the vehicle, reduce the number of seats or remove optional equipment before delivering the vehicle. The technically permissible maximum laden mass of the vehicle and the technically permissible maximum mass on the axle must not be exceeded. Detailed information & explanations on the subject of weight and the configuration of the vehicle can be found in the section Legal information. For a more detailed description of all mandatory technical dependencies, please refer to the explanations on the footnotes on the last page.

## STANDARD EQUIPMENT

### CHASSIS/COCKPIT

Chassis color white	●
Passenger airbag	●
Cruise control	●
Multifunction steering wheel with control element	●
Electric and heated exterior mirrors	●
Traction Control	●
Driver airbag	●
Diesel particulate filter	●
Fuel tank 90 l diesel	●
Manual air conditioning (cab)	●
Board computer	●
ABS + ESP	●
Height-adjustable driver and passenger seat	●
Seat base cover drivers cab	●
Rotable driver and passenger seat	●
Electrically adjustable windows	●
Breakdown kit	●
Cab darkening	●
Third brake light	●
Cab paintwork / pasting serie	●
Cup Holder	●
Armrests for driver and passenger seat	●
ASR + ESP incl. Hillholder	●
Power steering	●
Height-adjustable steering wheel	●
Comfort steeble cap covers	●
Ad Blue tank 19 ltr.	●

### ENGINE VARIATION

Fiat 88 kW (120 bhp) - EURO 6 E switch incl. Start & Stop function and booster	●
--	---

### CABINE EXTERIOR

Roof hood clear glass 400x400mm incl. blackout blind and insect screen above the sleeping area (not in conjunction with pop-up roof)	●
Rear-doors with frame windows	●
Roof hood clear glass 400x400mm incl. blackout blind and insect screen above the seating area	●
Roof hood 280x280mm incl. blackout blind and insect screen in the bathroom	●
Framed window incl. blackout blind and insect screen	●
Panorama window (not in conjunction with pop-up roof) incl. blackout blind and insect screen above cab	●

### CABINE INTERIOR

Isofix for 2 seats	●
Cold foam mattresses 100mm in fixed beds incl. slatted frames	●
Headrests in middle seat group	●
Bulkhead with footstep	●
Rearbed with partly slatted frame	●
Ergonomically shaped upholstery for improved seat comfort	●
Spacious storage compartments and storage options	●
Storage space in rear and sliding doors	●
Spacious closet with clothes rail	●
Seating group platform with integrated storage compartment	●

### KITCHEN

Drawers with softclose	●
2-burner gas hob with piezo ignition, sink and split glass cover	●



## STANDARD EQUIPMENT

603

Compressor fridge 69 l with opening option on both sides and ice compartment



Hanging rail for optional accessories (incl. 2 hooks)



### WATER SUPPLY

Cassette toilet



Warm water mixer tap



Water tank 100 l with filler neck, waste water tank 90 l



Modern bathroom sink



### MULTIMEDIA

Radio preparation including speakers and active antenna DAB-compatible



### GAS/ELECTRICITY SUPPLY

Electric charger for leisure and vehicle battery 12 V / 18 A



CEE external connection for 230 V with RCD and charger



Sockets 3x 230 V, 1x double USB, 1x 12 V (cab/cockpit)



Gas control valves easily accessible and centrally arranged



Bord-control-panel supplies information about filling levels and battery capacity



High-performance, maintenance-free leisure battery (95 Ah AGM)



Smoke alarm



Flush fitting LED spotlights



Gas regulator 30 mbar with gas hose (with country-specific adapter)



Gas bottle box (for 2 x 11 kg)



LED interior lighting



Power input sidewall



### HEATING

Gas heater 4 kW circulating air with 10 l boiler and manual control panel



### LONG LIFE TECHNOLOGIE

12-years-tightness-warranty



PACKS INNOVAN (FIAT) 70 YEARS


INNOVAN 70 YEARS PACKAGE	PRICE €
Skid Plate polished black	
Rear view camera in third brake light	
Fog lamp in front spoiler	
Awning anthracite	
Steering wheel and gear shift in leather model	
Insect screen door	
Wide access step (electric)	
Dashboard with applications (Techno Trim)	
Waste water tank insulated and manually electrically heated	
16" aluminum rims black with all-weather tires	
70 years of special stickers	
Upholstery Dacit 70 year edition	
Bumper paintet in body color	
Package price (incl. VAT)	
Additional weight (kg)*	62

INNOVAN PARK ASSIST PAKET	PRICE €
Electric folding exterior mirrors	
Rear parking sensors	
Package price (incl. VAT)	690,-
Additional weight (kg)*	1

INNOVAN INFOTAINMENT PAKET	PRICE €
10" DIN radio with DAB+ and navigation software	
Inductive smartphone loading function with cupholder	
Air conditioning cab	
Fully digital combined instrument	
Package price (incl. VAT)	3.490,-
Additional weight (kg)*	22

SECURITY PACKAGE FIAT	PRICE €
Rain and light sensor	
Lane keeping warning	
Emergency brake assist with pedestrian detection	
Traffic sign recognition	
Driver fatigue detection	
Intelligent speed assistant	
Package price (incl. VAT)	1.190,-
Additional weight (kg)*	1

△ Not known at the time of publication

 INFO\*

The factory installation of optional equipment increases the actual mass of the vehicle and reduces the pay-mass. The additional weight indicated for packages and optional equipment shows the additional weight compared to the standard equipment of the respective model or layout. The total weight of the selected optional equipment must not exceed the manufacturer-specified mass for optional equipment

shown in the model overviews. This is a calculated value for each type and layout that LMC uses to determine the maximum weight available for factory-fitted optional equipment. Detailed information and explanations on the subject of weight can be found in the Legal information section.

OPTIONAL EXTRAS

	PRICE	ADDITIONAL WEIGHT (KG)*	603
CHASSIS/COCKPIT			
Carpet cab	115,-	3	O
Electrical confirmed parking brake	540,-	-10	O
Daytime running light LED	1.290,-	0	O
ENGINE VARIATION			
Fiat 132kW (180 bhp) automatic - EURO 6E incl. Start & Stop function and booster	9.340,-	60	O
Fiat 132kW (180 bhp) Maxi Automatic - EURO 6E incl. Start & Stop function and Booster	9.900,-	60	O
Fiat 103kW (140 bhp) switch - EURO 6E incl. Start & Stop function and booster	1.700,-	0	O
Fiat 103 kW (140 bhp) automatic - EURO 6E incl. Start & Stop function and booster	5.690,-	60	O
CABINE EXTERIOR			
Pop-up roof (not in connection with skyroof)	5.900,-	120	O
BackRack incl. preparation for Light and Number Bar	1.490,-	8.5	O
MULTIMEDIA			
9" display with radio, DAB+ and navigation software	1.990,-	3	O
GAS/ELECTRICITY SUPPLY			
USB-port in the light rail	60,-	0.5	O
Indirect lightning above the wall-cupboards	300,-	2.5	O
Additional battery 95 Ah AGM	490,-	27	O
HEATING			
Diesel heater 4 kW circulating air with manual control panel	1.100,-	0	O

O Optional equipment   — Not possible   ● Standard equipment   ▲ Not known at the time of publication

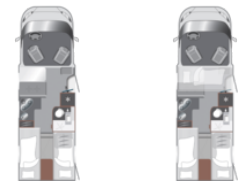


The factory installation of optional equipment increases the actual mass of the vehicle and reduces the pay-mass. The additional weight indicated for packages and optional equipment shows the additional weight compared to the standard equipment of the respective model or layout. The total weight of the selected optional equipment must not exceed the manufacturer-specified mass for optional equipment

shown in the model overviews. This is a calculated value for each type and layout that LMC uses to determine the maximum weight available for factory-fitted optional equipment. Detailed information and explanations on the subject of weight can be found in the Legal information section.

# TOURER (FIAT) 70 YEARS

## TECHNICAL INFO



### TOURER (FIAT) 70 YEARS

### T 663 G

### H 663 G

Price <sup>a)</sup>	€	€64,990.-	€66,990.-
Chassis		Fiat Ducato	Fiat Ducato
Total length	cm	699	699
Total width	cm	232 <sup>4)</sup>	232 <sup>4)</sup>
Interior roof height max.	cm	198	198
Total height	cm	269 <sup>4)</sup>	280 <sup>4)</sup>
Wheelbase	mm	4035	4035
Licensed seat no. (driver included)*		4	4
Weight in drivable condition (with standard equipment)*	kg	2854 (2711 - 2997)*	2936 (2789 - 3083)*
Manufacturer-specified dimensions for optional equipment*	kg	306	210
Maximum permissible total weight*	kg	3500	3500
Floor, wall, roof thickness	mm	40 / 30 / 30	40 / 30 / 30
Berths standard / max.		3 / 5	3
Front	cm	213 x 110 - 55	
Middle	cm		197 x 88
Rear	cm	185 x 88 / 200 x 88	185 x 88 / 200 x 88
Bunk bed	cm	234 x 133	

Optional equipment   Not possible   Standard equipment   Not known at the time of publication

### INFO\*

The specified mass in running order is a default value defined in the type-approval procedure. Due to manufacturing tolerances, the actual weighed mass in running order may deviate from the value stated above. Deviations of up to  $\pm 5\%$  of the mass in running order are legally permissible and possible. The permissible range in kilograms is given in brackets after the mass in running order. The manufacturer-specified mass for optional equipment is a calculated value for each type and layout that LMC uses to determine the maximum weight available for factory-fitted optional equipment. The limitation of optional equipment is intended to ensure that the minimum pay-mass, i.e. the legally prescribed free mass for baggage and retrofitted accessories, is actually available for the vehicle load capacity of the vehicles delivered by LMC. The real weight of your vehicle ex works can only be determined when it is weighed at the

end of the line. If, in exceptional cases, the weighing shows that the actual load capacity falls below the minimum pay-mass despite limiting the optional equipment due to a permissible weight deviation, we will check together with your trade partner and you whether we should, for example, increase the load capacity of the vehicle, reduce the number of seats or remove optional equipment before delivering the vehicle. The technically permissible maximum laden mass of the vehicle and the technically permissible maximum mass on the axle must not be exceeded. Detailed information & explanations on the subject of weight and the configuration of the vehicle can be found in the section Legal information. For a more detailed description of all mandatory technical dependencies, please refer to the explanations on the footnotes on the last page.

## STANDARD EQUIPMENT

T 663 G  
H 663 G

### CHASSIS & COCKPIT

Chassis color white	●	●
Cruise control	●	●
Multifunction steering wheel with control element	●	●
Electric and heated exterior mirrors	●	●
Rear view camera with cabel and without monitor	●	●
Cab darkening	●	●
Third brake light	●	●
Traction Control	●	●
Headlights with black frame	●	●
Passenger airbag	●	●
Fuel tank 90 l diesel	●	●
Manual air conditioning (cab)	●	●
Board computer	●	●
ABS + ESP	●	●
Height-adjustable driver and passenger seat	●	●
Seat base cover drivers cab	●	●
Rotable driver and passenger seat	●	●
Cup holder	●	●
Side mirrow extended	●	●
Lane widening 198 cm instead of 179 cm	●	●
Diesel particulate filter	●	●
Driver airbag	●	●
Electrically adjustable windows	●	●
Armrests for driver and passenger seat	●	●
ASR + ESP incl. Hillholder	●	●
Power steering	●	●
Height-adjustable steering wheel	●	●
Headlights halogen	●	●
Comfort steeble cap covers	●	●
Anti-Theft device	●	●
Ad Blue tank 19 ltr.	●	●
Breakdown kit	●	●
Central locking Fiat	●	●

### ENGINE VARIATION

Fiat 88 kW (120 bhp) - EURO 6 E switch incl. Start & Stop function and booster	●	●
--	---	---

### CABINE EXTERIOR

Additional rear garage door driver's side	●	●
Panorama window incl. blackout blind and insect screen above cab	●	●
Roof hood clear glass 400 x 400 mm (kitchen, bedroom) incl. blackout blind and insect screen	●	●
Roof hood clear glass 400x400mm incl. blackout blind and insect screen in the bathroom	●	●
Lowered chassis extension for increased payload of 250 kg	●	●
Rear garage door, passenger side	●	●
Awning light on body door	●	●
Body door 58 cm with waste bin, window, blackout blind and central locking incl. low coupe entrance	●	●
Preparation climate, solar including roof enhancement	●	●

### CABINE INTERIOR

Folding clothes rail in the toilet/shower room	●	●
Bed conversion single to double bed	●	●
Center seating group can be converted into a bed with additional cushion	●	—
Integrated lifting bed electrically movable with 80 mm cold foam mattress incl. slatted frame (load capacity 200 kg)	—	●
Cold foam mattresses 100mm in fixed beds incl. slatted frames	●	●

## STANDARD EQUIPMENT

	T 663 G	H 663 G
Closet interior lighting	●	●
Headrests in middle seat group	●	●
Expandable table top	●	●
Seating group platform with integrated storage compartment	●	●
Furniture construction and ventilated upholstery and mattresses for optimum air circulation	●	●
Lashing rails with eyelets in rear garage	●	●

### KITCHEN

Sink with glass cover	●	●
Compressor fridge 132 l with ice compartment	●	●
Three burner stove with electric stroke ignition for each individual and glass cover	●	●
Drawer with cutlery tray	●	●
Drawers with softclose	●	●

### WATER SUPPLY

Fresh water tank insulated and heated	●	●
Cassette toilet	●	●
Warm water mixer tap	●	●
Water tank 100 l with filler neck, waste water tank 90 l	●	●
Modern bathroom sink	●	●
High performance tandem submersible pump	●	●

### MULTIMEDIA

Radio preparation including speakers and active antenna DAB-compatible	●	●
--	---	---

### GAS/ELECTRICITY SUPPLY

230V socket and lighting in the rear garage	●	●
Smoke alarm	●	●
Gas regulator 30 mbar with gas hose (with country-specific adapter)	●	●
Gas bottle box (for 2 x 11 kg)	●	●
LED interior lighting	●	●
Individually adjustable LED reading spotlights	●	●
Multifunctional panel	●	●
Outer door gas box	●	●
Power input sidewall	●	●
High-performance, maintenance-free leisure battery (95 Ah AGM)	●	●
Electric charger for leisure and vehicle battery 12 V / 18 A	●	●
CEE external connection for 230 V with RCD and charger	●	●

### HEATING

Gas heater 6 kW circulating air with 10 l boiler and manual control panel	●	●
---	---	---

### LONG LIFE TECHNOLOGIE

GRP side walls	●	●
12-years-tightness-warranty	●	●
Roof and front / rear section in GRP	●	●
Underbody made of high-performance XPS foam and GRP	●	●

## PACKS TOURER (FIAT) 70 YEARS

### TOURER 70 YEARS PACKAGE

PRICE €

Upholstery Dacit 70 year edition  
Insect screen door  
Skid Plate polished black  
Fog lamp in front spoiler  
Dashboard with applications (Techno Trim)  
Steering wheel and gear shift in leather model  
16" aluminum rims black with all-weather tires  
Bumper paintet in body color  
Waste water tank insulated and automatically heated  
Panorama window incl. blackout blind and insect screen above cab

**Package price (incl. VAT)**

**Additional weight (kg)\***

**33**

### WINTER PACKAGE CIRCULATING AIR

PRICE €

Carpet cab  
Carpet for living room  
Hot water underfloor heating (in combination with convection heating)  
Waste water tank insulated and automatically heated  
Digital control panel for heating  
DuoControl with Crash Sensor  
Ice-ex with monitor (only in combination with DuoControl)  
6 kW gas heater with manual control panel and 1.8 kW electric heating cartridge

**Package price (incl. VAT)**

**3.190,-**

**Additional weight (kg)\***

**25.5**

### FIAT SAFETY PACKAGE

PRICE €

Emergency brake assist with pedestrian detection  
Rain and light sensor  
Lane keeping warning  
Traffic sign recognition  
Intelligent speed assistant  
Driver fatigue detection

**Package price (incl. VAT)**

**1.190,-**

**Additional weight (kg)\***

**1**

### JUBI PAKET

PRICE €

SAT system Telesat automatic 65 cm  
9" display with radio, DAB+ and navigation software  
TV-holder for flat screen (to 32")  
Smart TV 32"  
Roof air conditioning (cooling and heating)  
Bicycle holder for 3 bikes  
Matt black awning 4.0 x 2.50 m incl. LED strips  
Cab darkening (pleated blinds)

**Package price (incl. VAT)**

**6.990,-**

**Additional weight (kg)\***

**104**

△ Not known at the time of publication



INFO\*

The factory installation of optional equipment increases the actual mass of the vehicle and reduces the pay-mass. The additional weight indicated for packages and optional equipment shows the additional weight compared to the standard equipment of the respective model or layout. The total weight of the selected optional equipment must not exceed the manufacturer-specified mass for optional equipment

shown in the model overviews. This is a calculated value for each type and layout that LMC uses to determine the maximum weight available for factory-fitted optional equipment. Detailed information and explanations on the subject of weight can be found in the Legal information section.



# OPTIONAL EXTRAS

	PRICE	ADDITIONAL WEIGHT (KG)*	T 663 G	H 663 G
CHASSIS & COCKPIT				
Seat heating driver side and passenger side	950,-	1	<input type="radio"/>	<input type="radio"/>
Carpet cab	105,-	3	<input type="radio"/>	<input type="radio"/>
Electrical confirmed parking brake	540,-	-10	<input type="radio"/>	<input type="radio"/>
Daytime running light LED	1.290,-	0	<input type="radio"/>	<input type="radio"/>
ENGINE VARIATION				
Fiat 132kW (180 bhp) automatic - EURO 6E incl. Start & Stop function and booster	8.690,-	60	<input type="radio"/>	<input type="radio"/>
Fiat 132kW (180 bhp) Maxi Automatic - EURO 6E incl. Start & Stop function and Booster	9.900,-	60	<input type="radio"/>	<input type="radio"/>
Fiat 103kW (140 bhp) switch - EURO 6E incl. Start & Stop function and booster	1.700,-	0	<input type="radio"/>	<input type="radio"/>
Fiat 103 kW (140 bhp) automatic - EURO 6E incl. Start & Stop function and booster	5.690,-	60	<input type="radio"/>	<input type="radio"/>
PAYLOAD UPGRADE				
Increase in max. permitted mass 3,65 t / 4,25 t (depending on the chassis)	235,-	0	<input type="radio"/>	<input type="radio"/>
Increase in max. permitted mass 4.4 t (just with 180 bhp)	235,-	0	<input type="radio"/>	<input type="radio"/>
CABINE EXTERIOR				
Framed window incl. blackout blind and insect screen	880,-	2	<input type="radio"/>	<input type="radio"/>
Crank- / fold stakes rear	440,-	8.5	<input type="radio"/>	<input type="radio"/>
Preparation for bicycle holder	120,-	0.5	<input type="radio"/>	<input type="radio"/>
Roof hood clear glass 700 x 500 mm incl. blackout blind and insect screen above the seating area (above rear bed in lift models)	545,-	4	<input type="radio"/>	<input type="radio"/>
Roof air conditioning (cooling and heating)	2.590,-	33	<input type="radio"/>	<input type="radio"/>
Winterisolation for pop-up roof	425,-	2	<input type="radio"/>	<input type="radio"/>
Pop-up roof (heated)	4.435,-	120	<input type="radio"/>	<input type="radio"/>
CABINE INTERIOR				
Wooden shower inlay	115,-	2	<input type="radio"/>	<input type="radio"/>
Storage system inside rear garage	260,-	3	<input type="radio"/>	<input type="radio"/>
Premium mattress 130mm incl. slatted base frame	390,-	2	<input type="radio"/>	<input type="radio"/>
Isofix for 2 seats	290,-	2.5	<input type="radio"/>	<input type="radio"/>
KITCHEN				
Oven in kitchen unit (runs on gas)	790,-	12	<input type="radio"/>	<input type="radio"/>
Folding box in kitchen unit	125,-	3	<input type="radio"/>	<input type="radio"/>
MULTIMEDIA				
TV-holder for flat screen (to 32")	275,-	1.5	<input type="radio"/>	<input type="radio"/>
SAT system Telesat automatic 65 cm	2.380,-	9	<input type="radio"/>	<input type="radio"/>
9" display with radio, DAB+ and navigation software	1.990,-	3	<input type="radio"/>	<input type="radio"/>
GAS/ELECTRICITY SUPPLY				
Gas outside plug socket with gate valve	290,-	1	<input type="radio"/>	<input type="radio"/>
HEATING				
Digital control panel for heating	130,-	0.1	<input type="radio"/>	<input type="radio"/>

☐ Optional equipment    ☐ Not possible    ☒ Standard equipment     Not known at the time of publication



The factory installation of optional equipment increases the actual mass of the vehicle and reduces the pay-mass. The additional weight indicated for packages and optional equipment shows the additional weight compared to the standard equipment of the respective model or layout. The total weight of the selected optional equipment must not exceed the manufacturer-specified mass for optional equipment

shown in the model overviews. This is a calculated value for each type and layout that LMC uses to determine the maximum weight available for factory-fitted optional equipment. Detailed information and explanations on the subject of weight can be found in the Legal information section.

## CRUISER 70 YEARS TECHNICAL INFO



### CRUISER 70 YEARS

### V 643 G

Price <sup>a)</sup>	€	€67,990.-
Chassis		Fiat Ducato
Total length	cm	677
Total width	cm	222 <sup>4)</sup>
Interior roof height max.	cm	198
Total height	cm	276 <sup>4)</sup>
Wheelbase	mm	3800
Licensed seat no. (driver included)*		4
Weight in drivable condition (with standard equipment)*	kg	2947 (2800 - 3094)*
Manufacturer-specified dimensions for optional equipment*	kg	202
Maximum permissible total weight*	kg	3500
Floor, wall, roof thickness	mm	40 / 30 / 30
Berths standard / max.		3 <sup>5)</sup> / 5 ○
Front	cm	205 x 80 - 55 ○
Rear	cm	2x 193 x 80 / 193 - 144 x 198
Bunk bed	cm	234 x 133 ○

○ Optional equipment   — Not possible   ● Standard equipment   ▲ Not known at the time of publication



#### INFO\*

The specified mass in running order is a default value defined in the type-approval procedure. Due to manufacturing tolerances, the actual weighed mass in running order may deviate from the value stated above. Deviations of up to  $\pm 5\%$  of the mass in running order are legally permissible and possible. The permissible range in kilograms is given in brackets after the mass in running order. The manufacturer-specified mass for optional equipment is a calculated value for each type and layout that LMC uses to determine the maximum weight available for factory-fitted optional equipment. The limitation of optional equipment is intended to ensure that the minimum pay-mass, i.e. the legally prescribed free mass for baggage and retrofitted accessories, is actually available for the vehicle load capacity of the vehicles delivered by LMC. The real weight of your vehicle ex works can only be determined when it is weighed at the

end of the line. If, in exceptional cases, the weighing shows that the actual load capacity falls below the minimum pay-mass despite limiting the optional equipment due to a permissible weight deviation, we will check together with your trade partner and you whether we should, for example, increase the load capacity of the vehicle, reduce the number of seats or remove optional equipment before delivering the vehicle. The technically permissible maximum laden mass of the vehicle and the technically permissible maximum mass on the axle must not be exceeded. Detailed information & explanations on the subject of weight and the configuration of the vehicle can be found in the section Legal information. For a more detailed description of all mandatory technical dependencies, please refer to the explanations on the footnotes on the last page.

## STANDARD EQUIPMENT

V 643 G

### CHASSIS & COCKPIT

Steering wheel and gear shift in leather model	●
16" aluminum rims black with all-weather tires	●
Multifunction steering wheel with control element	●
Electric and heated exterior mirrors	●
Rear view camera in third brake light	●
Fog lamp in front spoiler	●
Rear view camera with cabel and without monitor	●
Cab darkening	●
Third brake light	●
Skid Plate polished black	●
Traction Control	●
Headlights with black frame	●
Dashboard with applications (Techno Trim)	●
Passenger airbag	●
Fuel tank 90 l diesel	●
Manual air conditioning (cab)	●
Board computer	●
ABS + ESP	●
Height-adjustable driver and passenger seat	●
Seat base cover drivers cab	●
Rotable driver and passenger seat	●
Cup holder	●
Side mirrow extended	●
Bumpers painted in body color	●
Diesel particulate filter	●
Driver airbag	●
Electrically adjustable windows	●
Armrests for driver and passenger seat	●
ASR + ESP incl. Hillholder	●
Power steering	●
Height-adjustable steering wheel	●
Headlights halogen	●
Comfort steeble cap covers	●
Anti-Theft device	●
Ad Blue tank 19 ltr.	●
Breakdown kit	●
Central locking Fiat	●

### ENGINE VARIATION

Fiat 103kW (140 bhp) switch - EURO 6E incl. Start & Stop function and booster	●
---	---

### CABINE EXTERIOR

Exterior color Expedition Grey	●
Roof hood clear glass 400x400mm incl. blackout blind and insect screen in the bathroom	●
Lowered chassis extension for increased payload of 250 kg	●
Rear garage door, passenger side	●
Awning light on body door	●
Body door 58 cm with waste bin, window, blackout blind and central locking incl. low coupe entrance	●

### CABINE INTERIOR

Folding clothes rail in the toilet/shower room	●
Bed conversion single to double bed	●
Cold foam mattresses 100mm in fixed beds incl. slatted frames	●
Closet interior lighting	●

## STANDARD EQUIPMENT

V 643 G

Headrests in middle seat group	●
Seating group platform with integrated storage compartment	●
Insect screen door	●
Furniture construction and ventilated upholstery and mattresses for optimum air circulation	●
Lashing rails with eyelets in rear garage	●

### KITCHEN

Three-burner hob with electric spark ignition, integrated sink and two-piece glass cover	●
Compressor fridge 106 l with ice compartment	●
Drawer with cutlery tray	●
Drawers with softclose	●

### WATER SUPPLY

Fresh- and wastewater tank, insulated and heated	●
Cassette toilet	●
Warm water mixer tap	●
Centralized supply and disposal unit	●
Water tank 100 l with filler neck, waste water tank 90 l	●
Modern bathroom sink	●
High performance tandem submersible pump	●

### MULTIMEDIA

Radio preparation including speakers and active antenna DAB-compatible	●
--	---

### GAS/ELECTRICITY SUPPLY

230V socket and lighting in the rear garage	●
Indirect lightning above and under wall-cupboards	●
Indirect kitchen lighting	●
LED-struts in sleeping area	●
Smoke alarm	●
Ceiling lights (dimnable)	●
Gas regulator 30 mbar with gas hose (with country-specific adapter)	●
Gas bottle box (for 2 x 11 kg)	●
LED interior lighting	●
Individually adjustable LED reading spotlights	●
Multifunctional panel	●
Outer door gas box	●
High-performance, maintenance-free leisure battery (95 Ah AGM)	●
Electric charger for leisure and vehicle battery 12 V / 18 A	●
CEE external connection for 230 V with RCD and charger	●

### HEATING

Gas heater 6 kW circulating air with 10 l boiler and manual control panel	●
---	---

### LONG LIFE TECHNOLOGIE

12-years-tightness-warranty	●
Roof and front / rear section in GRP	●
Underbody made of high-performance XPS foam and GRP	●


PACKS CRUISER 70 YEARS

CRUISER 70 YEARS PACKAGE	PRICE €
Upholstery Dacit 70 year edition	
70 years of special stickers	
Package price (incl. VAT)	
Additional weight (kg)*	△

HOT-AIR HEATING WINTER PACKAGE	PRICE €
Hot water underfloor heating (in combination with convection heating)	
Diesel heater 6 kW with 10 l boiler, circulating air, digital control panel and 1.8 kW electric heating cartridge	
Carpet cab	
Carpet for living room	
Package price (incl. VAT)	2.610,-
Additional weight (kg)*	12

FIAT SAFETY PACKAGE	PRICE €
Emergency brake assist with pedestrian detection	
Rain and light sensor	
Lane keeping warning	
Traffic sign recognition	
Intelligent speed assistant	
Driver fatigue detection	
Package price (incl. VAT)	1.190,-
Additional weight (kg)*	1

△ Not known at the time of publication

 INFO\*

The factory installation of optional equipment increases the actual mass of the vehicle and reduces the pay-mass. The additional weight indicated for packages and optional equipment shows the additional weight compared to the standard equipment of the respective model or layout. The total weight of the selected optional equipment must not exceed the manufacturer-specified mass for optional equipment

shown in the model overviews. This is a calculated value for each type and layout that LMC uses to determine the maximum weight available for factory-fitted optional equipment. Detailed information and explanations on the subject of weight can be found in the Legal information section.

OPTIONAL EXTRAS

PRICE

ADDITIONAL WEIGHT (KG)\*

V 643 G

CHASSIS & COCKPIT

Seat heating driver side and passenger side	950,-	1	O
Carpet cab	105,-	3	O
Electrical confirmed parking brake	540,-	-10	O
Daytime running light LED	1.145,-	0	O

ENGINE VARIATION

Fiat 132kW (180 bhp) automatic - EURO 6E incl. Start & Stop function and booster	6.990,-	60	O
Fiat 132kW (180 bhp) Maxi Automatic - EURO 6E incl. Start & Stop function and Booster	8.490,-	60	O
Fiat 103 kW (140 bhp) automatic - EURO 6E incl. Start & Stop function and booster	3.990,-	60	O

PAYLOAD UPGRADE

Increase in max. permitted mass 3,65 t / 4,25 t (depending on the chassis)	235,-	0	O
--	-------	---	---

CABINE EXTERIOR

Hinged bathroom window (frosted glass) incl. blackout blind and insect screen	310,-	3	O
Crank- / fold stakes rear	440,-	8.5	O
Roof air conditioning (cooling and heating)	2.590,-	33	O
Winterisolation for pop-up roof	425,-	2	O
Pop-up roof (heated)	4.990,-	120	O

CABINE INTERIOR

Storage system inside rear garage	260,-	3	O
Isofix for 2 seats	290,-	2.5	O

KITCHEN

Oven in kitchen unit (runs on gas)	790,-	12	O
Extractor hood	340,-	2	O

WATER SUPPLY

Outside shower with mixer tap	290,-	3	O
-------------------------------	-------	---	---

MULTIMEDIA

TV-holder for flat screen (to 32")	275,-	1.5	O
SAT system Telesat automatic 65 cm	2.380,-	9	O
9" display with radio, DAB+ and navigation software	1.990,-	3	O

GAS/ELECTRICITY SUPPLY

Gas outside plug socket with gate valve	290,-	1	O
Additional battery 95 Ah AGM	490,-	27	O

HEATING

Underfloorheating in cockpit (heating mats) (in combination with hot-air heating)	875,-	2.5	O
---	-------	-----	---

O Optional equipment   — Not possible   ● Standard equipment   ▲ Not known at the time of publication



The factory installation of optional equipment increases the actual mass of the vehicle and reduces the pay-mass. The additional weight indicated for packages and optional equipment shows the additional weight compared to the standard equipment of the respective model or layout. The total weight of the selected optional equipment must not exceed the manufacturer-specified mass for optional equipment

shown in the model overviews. This is a calculated value for each type and layout that LMC uses to determine the maximum weight available for factory-fitted optional equipment. Detailed information and explanations on the subject of weight can be found in the Legal information section.

## IMPORTANT NOTES

All accessory prices are for factory installation. Additional costs must be expected for subsequent installations. Any change to the factory condition' of your vehicle can lead to an impairment of driving and road safety. Accessories recommended by us, original spare parts are specially developed for your vehicle. Accessories, add-ons, conversions or installation parts not approved by LMC can lead to damage to the vehicle and to impairment of the road safety. Even if an expert opinion, a parts approval or a type approval is available for these parts, there is no presumption for the proper condition of the product. Please understand that no liability can be assumed for damages caused by products not approved by LMC or by non-permitted modifications. The stated mass in running order is a standard value specified in the type approval procedure. Due to manufacturing tolerances, the actual weighed mass in running order may deviate from the value stated above. Deviations of up to  $\pm 5\%$  of the mass in running order are legally permissible and possible. The technically permissible total mass of the vehicle and the technically permissible total mass on the axle must not be exceeded.

The information about scope of delivery, appearance, dimensions and weights of the vehicles corresponds to the knowledge available at the time of printing and to the European homologation regulations. We reserve the right to make technical changes in design and equipment, deviations in color and errors. Some illustrations include optional equipment that is subject to an extra charge. We expressly reserve the right to make changes. Decorations shown are not included in the scope of delivery. Color deviations are partly due to printing or lighting technology.

All prices stated are recommended non-binding retail prices of LMC incl. VAT at the statutory rate of 19 % (in Euro) ex delivery works without transfer costs. We expressly reserve the right to make changes. Prices in other European countries may differ due to different country-specific standard equipment and different VAT or luxury tax rates. Your trading partner will be pleased to inform you about the prices, taxes and fees applicable to your country.

With the publication of this price list, the validity of all previously published price lists expires.  
The price list for the 70th anniversary models is valid from 01.08.2025.

## FOOTNOTES

1) The dimensions given are standard values specified in the type approval procedure. Due to manufacturing tolerances, the actual dimensions may deviate from the values specified above. Deviations of up to  $\pm 3\%$  of the dimensions are legally permissible and possible. The factory installation of optional equipment may influence the specified dimensions of the respective model or floor plan.

2) This weight includes the standard design dimensions according to manufacturer information: Liquid, such as fresh water, gas (aluminium bottles) at 100 % and cable drums, without optional extras. This corresponds to a weight of approx. 31 kg (Sassino, Style, Style Lift, Videro).

3) The dimensions given are standard values specified in the type approval procedure. Due to manufacturing tolerances, the actual dimensions may deviate from the values specified above. Deviations of up to  $\pm 3\%$  of the dimensions are legally permissible and possible. The factory installation of optional equipment may influence the specified dimensions of the respective model or floor plan.

4) The dimensions given are standard values specified in the type approval procedure. Due to manufacturing tolerances, the actual dimensions may deviate from the values specified above. Deviations of up to  $\pm 3\%$  of the dimensions are legally permissible and possible. The factory installation of optional equipment may influence the specified dimensions of the respective model or floor plan.

5) 3. Sleeping spot: Accessory "Additional cushion for extra bed": 1 additional sleeping spot (bed construction: Dinette in combination with the driver's seat.) 5. Sleeping spot: Accessory "Lifting bed above centre seat area": 2 additional sleeping spots



# LEGAL NOTES

## ON WEIGHT-RELATED INFORMATION

The weight specifications and tests for motorhomes are uniformly regulated throughout the EU in EU Implementing Regulation No. 2021/535 (until June 2022: EU Implementing Regulation No. 1230/2012). We have summarised and explained the key terms and legal requirements from this regulation for you below. Our dealers and the LMC configurator on our website offer you additional assistance in configuring your vehicle.

### 1. Technically permissible maximum laden mass

The technically permissible maximum laden mass of the vehicle (e.g. 3,500 kg) is a mass specification set by the manufacturer which the vehicle must not exceed. Information on the technically permissible maximum laden mass of the model you have chosen can be found in the technical data. If the vehicle exceeds the technically permissible maximum laden mass in everyday driving, this constitutes an administrative offence which may result in a fine.

### 2. Mass in running order

In simple terms, the mass in running order is the basic vehicle with standard equipment plus a legally fixed standard weight of 75 kg for the driver. This essentially includes the following items:

- the unladen weight of the vehicle together with the bodywork, including operating fluids such as greases, oils and coolants;
- the standard equipment, i.e. all equipment items that are included as standard in the factory-fitted scope of delivery;
- the fresh water tank filled to 100 % in driving mode (driving fill according to manufacturer's specifications; 20 litres) and an aluminium gas cylinder filled to 100 % with a weight of 16 kg;
- the fuel tank, which is 90 % full, including fuel;
- the driver, whose weight – regardless of the actual weight – is generally specified as 75 kg in accordance with EU law.

Information on the mass in running order can be found for each model in our sales documents. It is important to note that the value for mass in running order given in the sales documents is a default value determined in the type-approval procedure and verified by the authorities. It is legally permissible and possible for the mass in running order of the vehicle delivered to you to deviate from the nominal value stated in the sales documents. The legally permissible tolerance is  $\pm 5\%$ . In this way, the EU legislator accounts for the fact that certain fluctuations in the mass in running order occur due to variations in the weight of supplied parts as well as due to processes and weather conditions. These weight deviations can be illustrated by means of an example calculation:

- Mass in running order acc. to sales documents: 2,850 kg
- Legally permissible tolerance of  $\pm 5\%$ : 142.50 kg
- Legally permissible range of mass in running order: 2,707.50 kg to 2,992.50 kg

The specific range of permissible weight deviations can be found for each model in the technical data. LMC makes great efforts to reduce weight variations to the minimum that is unavoidable for production reasons. Deviations at the upper and lower end of the range are therefore very rare; however, they cannot be completely ruled out technically, even with all optimisations. The real weight of the vehicle and compliance with the permissible tolerance is therefore checked by LMC by weighing each vehicle at the end of the line.

### 3. Mass of the passengers

The mass of the passengers is set a standard value of 75 kg for each seat provided by the manufacturer, regardless of the actual weight of the passengers. The mass of the driver is already included in the mass in running order (see no. 2 above) and is therefore not included again. In the case of a motorhome with four permitted seats, the mass of the passengers is therefore  $3 \times 75 \text{ kg} = 225 \text{ kg}$ .

### 4. Optional equipment and actual mass of the vehicle

Optional equipment (also: additional equipment) includes, according to the legal definition, all optional equipment parts not included in the standard equipment which are fitted to the vehicle under the responsibility of the manufacturer – i.e. ex works – and can be ordered by the customer (e.g. awning, bicycle or motorbike carrier, satellite system, solar system, oven, etc.). Information on the individual or package weights of the optional equipment that can be ordered can be found in our sales documents. Optional equipment in this sense does not include other accessories that are retrofitted by the dealer or you personally after the vehicle has been delivered ex works.

The mass of the vehicle in running order (see no. 2 above) and the mass of the optional equipment fitted to a specific vehicle at the factory are together referred to as the actual mass. You will find the corresponding information for your vehicle after handover under item 13.2 of the Certificate of Conformity (CoC). Please note that this specification also represents a standardised value. Since the mass in running order – as an element of the actual mass – is subject to a legally permissible tolerance of  $\pm 5\%$  (see no. 2), the actual mass may also deviate accordingly from the stated nominal value.

## 5. Pay-mass and minimum pay-mass

The installation of optional equipment is also subject to technical and legal limits: Only so much optional equipment can be ordered and fitted at the factory that sufficient free weight remains for baggage and other accessories ("pay-mass") without exceeding the technically permissible maximum laden mass. The pay-mass is calculated by subtracting the mass in running order (nominal value according to sales documents, see no. 2 above), mass of the optional equipment and the mass of the passengers (see no. 3 above) from the technically permissible maximum laden mass (see no. 1 above). The EU regulations stipulate a fixed minimum pay-mass for motorhomes, which must remain as a minimum for baggage or other non-factory-fitted accessories. This minimum pay-mass is calculated as follows:

Minimum pay-mass in kg  $\geq 10 * (n + L)$

Where: "n" is the maximum number of passengers plus the driver and "L" is the overall length of the vehicle in metres.

For a motorhome with a length of 6 m and 4 approved seats, the minimum pay-mass is therefore e.g.  $10 \text{ kg} * (4 + 6) = 100 \text{ kg}$ .

To ensure that the minimum pay-mass is maintained, there is a maximum combination of optional equipment that can be ordered for each vehicle model. In the above example with a minimum pay-mass of 100 kg, the total mass of optional equipment for a vehicle with four permitted seats and a mass in running order of 2,850 kg should not exceed 325 kg:

3,500 kg technically permissible maximum laden mass

- 2,850 kg mass in running order
- 3\*75 kg mass of the passengers
- 100 kg minimum pay-mass
- = 325 kg maximum permissible mass of optional equipment

It is important to note that this calculation is based on the default value for mass in running order as defined in the type-approval procedure, without taking into account the permissible weight deviations for mass in running order (see no. 2 above). If the maximum permissible value for the optional equipment of (in the example) 325 kg is almost or completely exhausted, an upward weight deviation can therefore result in the minimum pay-mass of 100 kg being met mathematically using the default value for the mass in running order, although in fact there is no corresponding load capacity. Here, too, an example calculation for a vehicle with four seats, whose real weighed mass in running order is 2 % above the nominal value:

- 3,500 kg technically permissible maximum laden mass
- 2,907 kg real weighed mass in running order (+ 2 % compared to the stated value of 2,850 kg)
  - 3\*75 kg mass of the passengers
  - 325 kg optional equipment (maximum permissible value)
  - = 43 kg actual load capacity (< minimum pay-mass of 100 kg)

In order to avoid such a situation, LMC further reduces the maximum permissible weight of the total optional equipment that can be ordered on a model-specific basis. The limitation of optional equipment is intended to ensure that the minimum pay-mass, i.e. the legally prescribed free mass for baggage and retrofitted accessories, is actually available for the vehicle load capacity of the vehicles delivered by LMC. Since the weight of a specific vehicle can only be determined when it is weighed at the end of the line, in very rare cases a situation may arise in which the minimum pay-mass at the end of the line is not guaranteed, despite this limitation of optional equipment. In order to guarantee the minimum pay-mass even in these cases, LMC will check together with your trade partner and you before delivery of the vehicle whether, for example, the vehicle is loaded up, seats are reduced or optional equipment is removed.

## 6. Effects of tolerances of the mass in running order on the pay-mass

Regardless of the minimum pay-mass, you should note that unavoidable production-related fluctuations in the mass in running order – both upwards and downwards – have a mirror-image effect on the remaining load capacity: If you order our example vehicle (see no. 3. above), for example, with optional equipment with a total weight of 150 kg, the calculated pay-mass based on the default value for the mass in running order is 275 kg. The load capacity actually available may deviate from this value due to tolerances and may be higher or lower. If the mass in running order of your vehicle is, for example, permissibly 2 % higher than stated in the sales documents, the load capacity is reduced from 275 kg to 218 kg:

- 3,500 kg technically permissible maximum laden mass
- 2,907 kg real weighed mass in running order (+ 2 % compared to the stated value of 2,850 kg)
- 3\*75 kg mass of the passengers
- 150 kg optional equipment ordered for the specific vehicle
- = 218 kg actual load capacity

As a precaution to ensure that the calculated pay-mass is actually given, you should therefore take the possible and permissible tolerances for the mass in running order into account when configuring your vehicle. We also recommend that you weigh the laden motorhome on a non-automatic scale before each journey and, taking the individual weight of the passengers into account, determine whether the technically permissible maximum laden mass and the technically permissible maximum mass on the axle are observed.



SEE YOU!